



***Anthem Financial Club***

# DISCLAIMER



**We Are A “For Information Only” Club**



**Your Investment Decisions Are Your Own!**



**The Financial Club does NOT give financial advice**

**All Participating in the Financial Club’s Discussion Groups are Required to be paid members of the**

# Free Breakfast Meeting

For All SCA Residents and Guests

**February 6, 2025**

Financial Industry Regulatory Authority  
FINRA and SEC Presenting



Learn about: financial risks, scams, protecting your assets, tools and calculators to help you make informed financial decisions, broker check, and much more.

**NOT A SALES PITCH**












# International ETFs







# GDP (million US\$)











	Country/Territory	Forecast ↕		Country/Territory	Forecast ↕		Country/Territory	Forecast ↕
	<b>World</b>	<b>115,494,312</b>	19	 Saudi Arabia	1,136,580	37	 Denmark	432,228
1	 United States	30,337,162	20	 Switzerland	999,604	38	 Hong Kong	422,057
2	 China	19,534,894	21	 Poland	915,451	39	 Colombia	419,331
3	 Germany	4,921,563		 Taiwan	814,438	40	 South Africa	418,046
4	 Japan	4,389,326	22	 Belgium	689,364	41	 Romania	406,202
5	 India	4,271,922	23	 Sweden	638,780	42	 Egypt	380,044
6	 United Kingdom	3,730,261	24	 Argentina	604,201	43	 Pakistan	374,595
7	 France	3,283,429	25	 Ireland	587,225	44	 Chile	362,240
8	 Italy	2,459,597	26	 United Arab Emirates	568,567	45	 Czech Republic	360,233
9	 Canada	2,330,308	27	 Singapore	561,725	46	 Finland	319,989
10	 Brazil	2,307,162	28	 Austria	559,218	47	 Portugal	319,934
11	 Russia	2,195,708	29	 Israel	550,905	48	 Hungary	312,619
12	 South Korea	1,947,133	30	 Thailand	545,341	49	 Kazakhstan	306,629
13	 Australia	1,881,140	31	 Philippines	507,670	50	 Peru	294,898
14	 Spain	1,827,576	32	 Vietnam	506,426	51	 Iraq	270,874
15	 Mexico	1,817,818	33	 Norway	503,466	52	 Greece	265,171
16	 Indonesia	1,492,618	34	 Malaysia	488,250	53	 Algeria	264,270
17	 Turkey	1,455,413	35	 Iran	478,100	54	 New Zealand	262,924
18	 Netherlands	1,272,960	36	 Bangladesh	451,856	55	 Qatar	240,217














## China ETFs

	<input type="checkbox"/> FXI 	<input type="checkbox"/> KALL  	<input type="checkbox"/> FLCH   	<input type="checkbox"/> GXC  	<input type="checkbox"/> MCHI   
	ISHARES CHINA LARGE-CAP ETF	KRANESHARES MSCI ALL CHINA INDEX ETF	FRANKLIN FTSE CHINA ETF	SPDR S&P CHINA ETF	ISHARES MSCI CHINA ETF
Market total return (1 year)	+28.95% Dec-31-2024	+15.34% Dec-31-2024	+17.99% Dec-31-2024	+14.59% Dec-31-2024	+17.71% Dec-31-2024
Market total return (3 years)	-3.57% Dec-31-2024	-6.92% Dec-31-2024	-6.81% Dec-31-2024	-7.00% Dec-31-2024	-6.89% Dec-31-2024
Net expense ratio	0.74% -----	0.49% -----	0.19% -----	0.59% -----	0.59% -----









	<input type="checkbox"/> CNYA	<input type="checkbox"/> ECNS  	<input type="checkbox"/> CXSE	<input type="checkbox"/> PGJ	<input type="checkbox"/> KBA  	<input type="checkbox"/> FCA
	ISHARES MSCI CHINA A ETF	ISHARES MSCI CHINA SMALL-CAP ETF	WISDOMTREE CHINA EX-STATE-OWNED ENTERPRISES FUND	INVESCO GOLDEN DRAGON CHINA ETF	KRANESHARES BOSERA MSCI CHINA A 50 CONNECT IDX ETF CLASS A	FIRST TRUST CHINA ALPHADDEX FUND
Market total return (1 year)	+10.76% Dec-31-2024	+5.61% Dec-31-2024	+8.58% Dec-31-2024	+5.84% Dec-31-2024	+15.69% Dec-31-2024	+13.87% Dec-31-2024
Market total return (3 years)	-11.10% Dec-31-2024	-15.02% Dec-31-2024	-14.31% Dec-31-2024	-7.94% Dec-31-2024	-11.16% Dec-31-2024	-4.87% Dec-31-2024
Net expense ratio	0.60% -----	0.59% -----	0.32% -----	0.67% -----	0.56% -----	0.80% -----





## Japan ETFs

	<input type="checkbox"/> EWJ	<input type="checkbox"/> HEWJ   	<input type="checkbox"/> BBJP  	<input type="checkbox"/> FLJP  	<input type="checkbox"/> JPXN  	<input type="checkbox"/> DXJS 
	ISHARES MSCI JAPAN ETF	ISHARES CURRENCY HEDGED MSCI JAPAN ETF	JPMORGAN BETABUILDERS JAPAN ETF	FRANKLIN FTSE JAPAN ETF	ISHARES JPX-NIKKEI 400 ETF	WISDOMTREE JAPAN HEDGED SMALLCAP EQUITY FUND
Market total return (1 year)	+7.05% Dec-31-2024	+24.80% Dec-31-2024	+7.47% Dec-31-2024	+7.03% Dec-31-2024	+6.50% Dec-31-2024	+20.68% Dec-31-2024
Market total return (3 years)	+1.95% Dec-31-2024	+17.73% Dec-31-2024	+2.37% Dec-31-2024	+2.34% Dec-31-2024	+2.20% Dec-31-2024	+20.74% Dec-31-2024
Net expense ratio	0.50%	0.50%	0.19%	0.09%	0.48%	0.58%

	<input type="checkbox"/> DXJ	<input type="checkbox"/> DBJP   	<input type="checkbox"/> FLJH   	<input type="checkbox"/> GSJY  	<input type="checkbox"/> EWJV  	<input type="checkbox"/> FJP  	<input type="checkbox"/> SCJ 
	WISDOMTREE JAPAN HEDGED EQUITY FUND	XTRACKERS MSCI JAPAN HEDGED EQUITY ETF	FRANKLIN FTSE JAPAN HEDGED ETF	GOLDMAN SACHS ACTIVEBETA JAPAN EQUITY	ISHARES MSCI JAPAN VALUE ETF	FIRST TRUST JAPAN ALPHADAX FUND	ISHARES MSCI JAPAN SMALL-CAP ETF
Market total return (1 year)	+29.76% Dec-31-2024	+25.54% Dec-31-2024	+26.77% Dec-31-2024	+8.88% Dec-31-2024	+11.63% Dec-31-2024	+5.81% Dec-31-2024	+3.42% Dec-31-2024
Market total return (3 years)	+24.97% Dec-31-2024	+17.92% Dec-31-2024	+18.91% Dec-31-2024	+2.85% Dec-31-2024	+9.05% Dec-31-2024	+4.28% Dec-31-2024	+0.72% Dec-31-2024
Net expense ratio	0.48%	0.45%	0.09%	0.25%	0.15%	0.80%	0.50%

India ETFs

	<input type="checkbox"/> <b>INDA</b>	<input type="checkbox"/> <b>FLIN</b>  	<input type="checkbox"/> <b>PIN</b>  	<input type="checkbox"/> <b>INDY</b>  	<input type="checkbox"/> <b>EPI</b>  
	ISHARES MSCI INDIA ETF	FRANKLIN FTSE INDIA ETF	INVESCO INDIA ETF	ISHARES INDIA 50 ETF	WISDOMTREE INDIA EARNINGS FUND
Market total return (1 year)	+8.64% Dec-31-2024	+10.33% Dec-31-2024	+9.10% Dec-31-2024	+3.47% Dec-31-2024	+10.71% Dec-31-2024
Market total return (3 years)	+5.04% Dec-31-2024	+6.98% Dec-31-2024	+6.65% Dec-31-2024	+3.87% Dec-31-2024	+9.91% Dec-31-2024
Net expense ratio	0.62%	0.19%	0.78%	0.89%	0.87%

	<input type="checkbox"/> <b>NFTY</b>	<input type="checkbox"/> <b>GLIN</b>  	<input type="checkbox"/> <b>SMIN</b>  
	FIRST TRUST INDIA NIFTY 50 EQUAL WEIGHT	VANECK INDIA GROWTH LEADERS ETF	ISHARES MSCI INDIA SMALL-CAP ETF
Market total return (1 year)	+4.74% Dec-31-2024	+15.66% Dec-31-2024	+16.83% Dec-31-2024
Market total return (3 years)	+7.84% Dec-31-2024	+7.33% Dec-31-2024	+10.71% Dec-31-2024
Net expense ratio	0.80%	0.87%	0.75%



## Commonwealth ETFs

 EWUS

 FKU

 FLGB

 EWU


### United Kingdom ETFs

 ISHARES MSCI UNITED KINGDOM SMALL-CAP ETF

 FIRST TRUST UNITED KINGDOM ALPHADAX FUND

 FRANKLIN FTSE UNITED KINGDOM ETF

 ISHARES MSCI UNITED KINGDOM ETF

Market total return (1 year)

+3.59%

Dec-31-2024

+8.04%

Dec-31-2024

+8.79%

Dec-31-2024

+6.78%

Dec-31-2024

Market total return (3 years)

-6.29%

Dec-31-2024

-0.37%

Dec-31-2024

+5.38%

Dec-31-2024

+4.70%

Dec-31-2024

Net expense ratio

0.59%

0.80%

0.09%

0.50%

 EWC

 FLCA

 BBKA

 EWA

 FLAU


### Canada ETFs

 ISHARES MSCI CANADA ETF

 FRANKLIN FTSE CANADA ETF

 JPMORGAN BETABUILDERS CANADA ETF

Market total return (1 year)

+12.40%

Dec-31-2024

+13.01%

Dec-31-2024

+12.78%

Dec-31-2024

Market total return (3 years)

+3.93%

Dec-31-2024

+4.53%

Dec-31-2024

+4.27%

Dec-31-2024

Net expense ratio

0.50%

0.09%

0.19%

### Australia ETFs

 ISHARES MSCI AUSTRALIA ETF

 FRANKLIN FTSE AUSTRALIA ETF

+1.62%

Dec-31-2024

+1.82%

Dec-31-2024

+2.89%

Dec-31-2024

+2.70%

Dec-31-2024

0.50%

0.09%

 ENZL

### New Zealand ETFs

 ISHARES MSCI NEW ZEALAND ETF



-4.87%

Dec-31-2024

-6.35%

Dec-31-2024

0.50%

EWL FLSW   FSZ  EWP EWQ**Switzerland ETFs****Spain ETF****France ETF**ISHARES MSCI  
SWITZERLAND ETFFRANKLIN FTSE  
SWITZERLAND ETFFIRST TRUST  
SWITZERLAND  
ALPHADEX FUNDISHARES MSCI SPAIN  
ETFISHARES MSCI  
FRANCE ETFMarket total return (1  
year)**-2.79%**  
Dec-31-2024**-1.75%**  
Dec-31-2024**-1.31%**  
Dec-31-2024**+5.77%**  
Dec-31-2024**-5.59%**  
Dec-31-2024Market total return (3  
years)**-2.44%**  
Dec-31-2024**-2.06%**  
Dec-31-2024**-1.27%**  
Dec-31-2024**+9.34%**  
Dec-31-2024**+0.38%**  
Dec-31-2024

Net expense ratio



0.50%

0.09%

0.80%

0.50%

0.50%

 EWG FLGR   DAX FGM EWI EWD**German ETFs****Italy ETF****Sweden ETF**ISHARES MSCI  
GERMANY ETFFRANKLIN FTSE  
GERMANY ETFGLOBAL X DAX  
GERMANY ETFFIRST TRUST  
GERMANY ALPHADEX  
FUNDISHARES MSCI ITALY  
ETFISHARES MSCI  
SWEDEN ETFMarket total return  
(YTD)**+9.82%**  
Dec-31-2024**+10.65%**  
Dec-31-2024**+10.54%**  
Dec-31-2024**+1.36%**  
Dec-31-2024**+10.30%**  
Dec-31-2024**-3.90%**  
Dec-31-2024Market total return (1  
year)**+9.82%**  
Dec-31-2024**+10.65%**  
Dec-31-2024**+10.54%**  
Dec-31-2024**-7.22%**  
Dec-31-2024**+7.38%**  
Dec-31-2024**-4.60%**  
Dec-31-2024Market total return (3  
years)**+1.77%**  
Dec-31-2024**+2.36%**  
Dec-31-2024**+3.68%**  
Dec-31-2024

0.80%

0.50%

0.54%

Net expense ratio




0.50%

0.09%

0.20%

<input type="checkbox"/> EWN	<input type="checkbox"/> EDEN	<input type="checkbox"/> EPOL	<input type="checkbox"/> TUR	<input type="checkbox"/> EIRL	<input type="checkbox"/> GREK
<b>Netherlands ETF</b>	<b>Denmark ETF</b>	<b>Poland ETF</b>	<b>Turkey ETF</b>	<b>Ireland ETF</b>	<b>Greece ETF</b>
ISHARES MSCI NETHERLANDS ETF	ISHARES MSCI DENMARK ETF	ISHARES MSCI POLAND ETF	ISHARES MSCI TURKEY ETF	ISHARES MSCI IRELAND ETF	GLOBAL X MSCI GREECE ETF
Market total return (1 year)	-3.91%	-2.47%	+12.91%	-1.62%	+9.53%
	Dec-31-2024	Dec-31-2024	Dec-31-2024	Dec-31-2024	Dec-31-2024
Market total return (3 years)	+0.14%	+3.49%	+28.51%	+2.57%	+17.44%
	Dec-31-2024	Dec-31-2024	Dec-31-2024	Dec-31-2024	Dec-31-2024
Net expense ratio	0.53%	0.60%	0.59%	0.50%	0.57%
0.50%					

<input type="checkbox"/> ENOR	<input type="checkbox"/> NORW	<input type="checkbox"/> EFNL	<input type="checkbox"/> EWK	<input type="checkbox"/> EWO
<b>Norway ETFs</b>		<b>Finland ETF</b>	<b>Belgium ETF</b>	<b>Austria ETF</b>
ISHARES MSCI NORWAY ETF	GLOBAL X MSCI NORWAY ETF	ISHARES MSCI FINLAND ETF	ISHARES MSCI BELGIUM ETF	ISHARES MSCI AUSTRIA ETF
Market total return (1 year)	-2.53%	-5.24%	+0.18%	+4.13%
	Dec-31-2024	Dec-31-2024	Dec-31-2024	Dec-31-2024
Market total return (3 years)	-3.62%	-7.79%	-2.50%	-0.64%
	Dec-31-2024	Dec-31-2024	Dec-31-2024	Dec-31-2024
Net expense ratio	0.51%	0.55%	0.50%	0.50%
0.53%				

MKOR EWY   FLKR 



## South Korea ETFs

MATTHEWS  
KOREA ACTIVEISHARES MSCI  
SOUTH KOREAFRANKLIN FTSE  
SOUTH KOREAMarket total return  
(1 year)**-15.67%**  
Dec-31-2024**-20.46%**  
Dec-31-2024**-18.83%**  
Dec-31-2024Market total return  
(3 years)**-10.56%**  
Dec-31-2024**-11.42%**  
Dec-31-2024**-11.16%**  
Dec-31-2024Net expense ratio  
0.79%

0.79%

0.59%

0.09%

 EWH FLHK  

## Hong Kong ETFs

ISHARES MSCI  
HONG KONG ETFFRANKLIN FTSE  
HONG KONG ETF**+0.04%**  
Dec-31-2024**-0.37%**  
Dec-31-2024**-7.04%**  
Dec-31-2024**-6.88%**  
Dec-31-2024

0.50%

0.09%

 EWS 

## Singapore ETF

ISHARES MSCI  
SINGAPORE ETFMarket total return  
(1 year)**+22.10%**  
Dec-31-2024Market total return  
(3 years)**+5.37%**  
Dec-31-2024Net expense ratio  
0.50%

0.50%

 THD

## Thailand ETF

ISHARES MSCI  
THAILAND ETF**-2.18%**  
Dec-31-2024**-4.71%**  
Dec-31-2024



0.59%

 EPHE

## Philippines ETF

ISHARES MSCI  
PHILIPPINES ETF**-1.39%**  
Dec-31-2024**-5.64%**  
Dec-31-2024

0.59%

 EWT FLTW  ISHARES MSCI  
TAIWAN ETFFRANKLIN FTSE  
TAIWAN ETF**+16.12%**  
Dec-31-2024**+16.67%**  
Dec-31-2024**+2.20%**  
Dec-31-2024**+3.24%**  
Dec-31-2024






0.59%

0.19%

12

## Central and South America ETFs

	<input type="checkbox"/> EWW	<input type="checkbox"/> FLMX	<input type="checkbox"/> ECH	<input type="checkbox"/> EPU 
	<b>Mexico ETFs</b>		<b>Chile ETF</b>	
				<b>Peru ETF</b>
	ISHARES MSCI MEXICO ETF	FRANKLIN FTSE MEXICO ETF	ISHARES MSCI CHILE ETF	ISHARES MSCI PERU AND GLOBAL EXPOSURE ETF
Market total return (1 year)	-28.20% Dec-31-2024	-28.48% Dec-31-2024	-8.63% Dec-31-2024	+21.78% Dec-31-2024
Market total return (3 years)	+0.68% Dec-31-2024	+0.67% Dec-31-2024	+7.62% Dec-31-2024	+15.95% Dec-31-2024
Net expense ratio	0.50%	0.19%	0.60%	0.59%


	<input type="checkbox"/> EWZ	<input type="checkbox"/> FLBR  	<input type="checkbox"/> FBZ 	<input type="checkbox"/> EWZS  	<input type="checkbox"/> BRF
	<b>Brazil ETFs</b>				
	ISHARES MSCI BRAZIL ETF	FRANKLIN FTSE BRAZIL ETF	FIRST TRUST BRAZIL ALPHADAX FUND	ISHARES MSCI BRAZIL SMALL-CAP ETF	VANECK BRAZIL SMALL-CAP ETF
Market total return (1 year)	-30.47% Dec-31-2024	-27.65% Dec-31-2024	-23.04% Dec-31-2024	-35.99% Dec-31-2024	-34.91% Dec-31-2024
Market total return (3 years)	+1.20% Dec-31-2024	+2.17% Dec-31-2024	-0.07% Dec-31-2024	-8.95% Dec-31-2024	-8.60% Dec-31-2024
Net expense ratio	0.59%	0.19%	0.80%	0.60%	0.70%

## Middle Eastern ETFs

KSA

### Saudi Arabian ETFs

ISHARES MSCI  
SAUDI ARABIA

FLSA 

FRANKLIN FTSE  
SAUDI ARABIA

Market total return  
(1 year)

-0.17%

Dec-31-2024

-0.34%

Dec-31-2024

Market total return  
(3 years)

+2.56%

Dec-31-2024

+2.78%

Dec-31-2024

Net expense ratio

0.75%

0.39%

EIS

### Israel ETFs

ISHARES MSCI  
ISRAEL ETF

+34.48%

Dec-31-2024

+1.15%

Dec-31-2024

0.59%

UAE

### UAE ETFs

ISHARES MSCI UAE  
ETF

+15.26%

Dec-31-2024

+3.95%

Dec-31-2024

0.60%

KWT

### Kuwait ETFs

ISHARES MSCI  
KUWAIT ETF

+11.28%

Dec-31-2024

+3.72%

Dec-31-2024

0.74%

QAT

### Qatar ETFs

ISHARES MSCI  
QATAR ETF

Market total return (1  
year)

+5.20%

Dec-31-2024

Market total return (3  
years)

+0.08%

Dec-31-2024

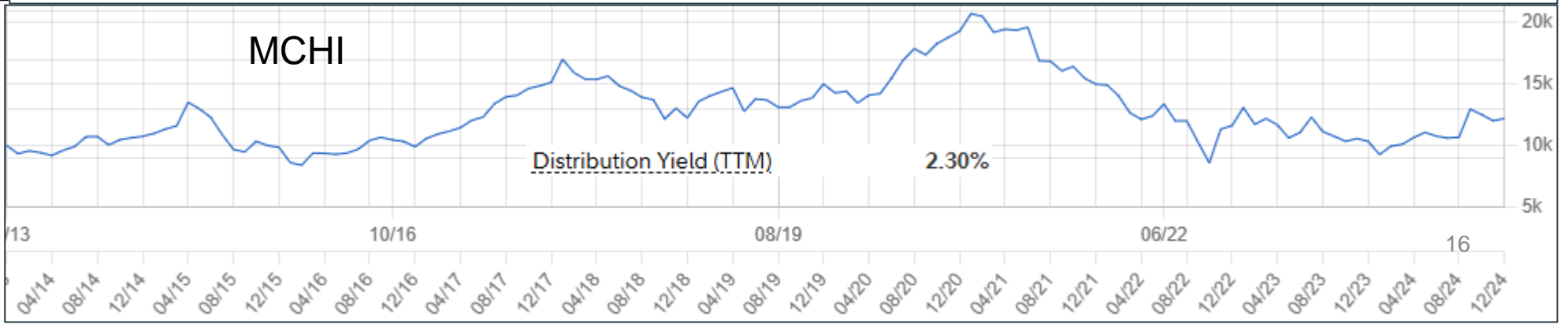
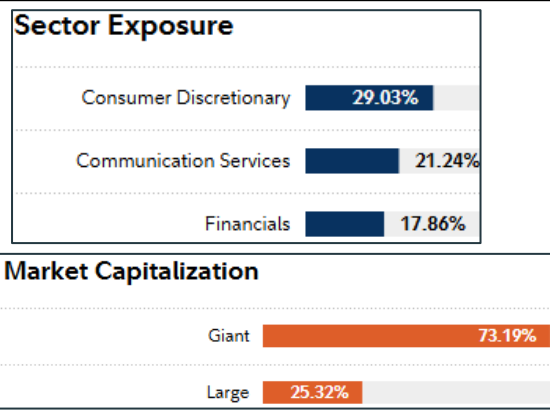
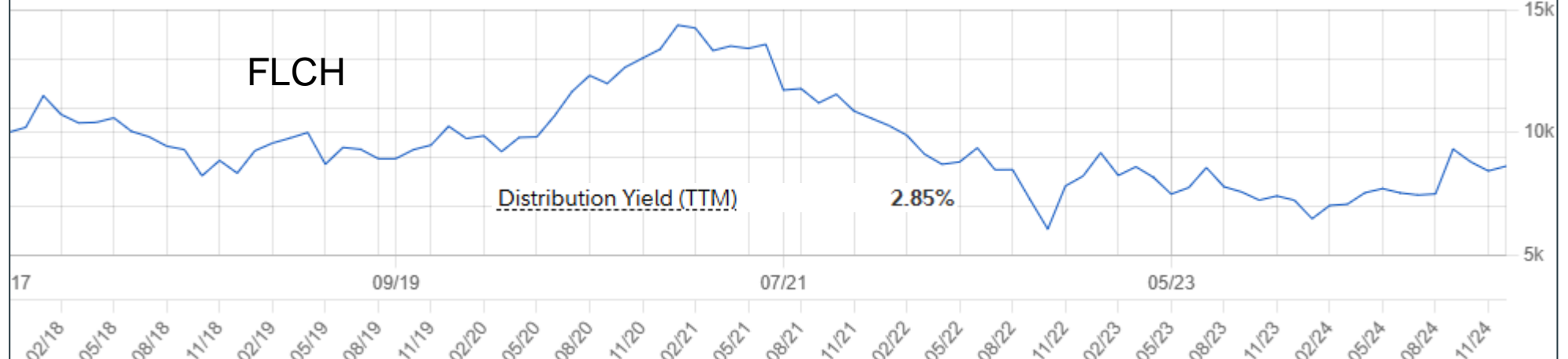
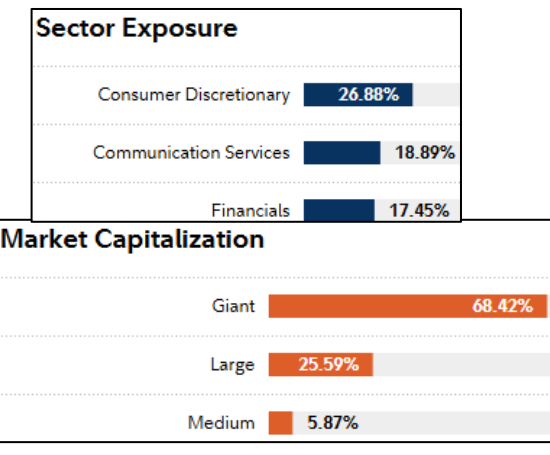
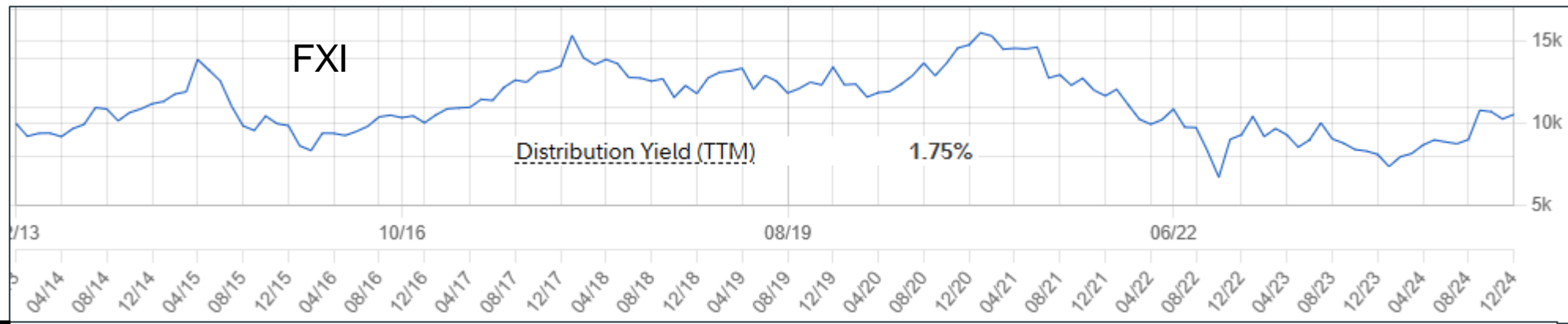
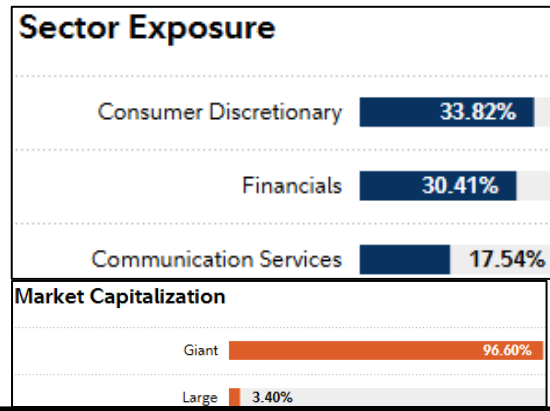
Net expense ratio

0.60%

# Other ETFs

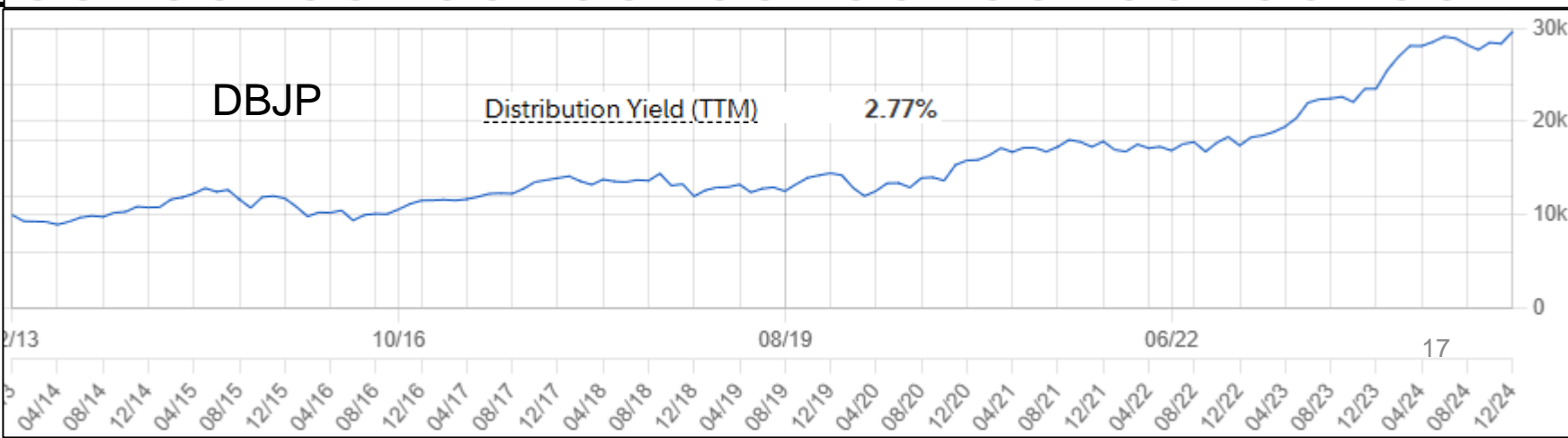
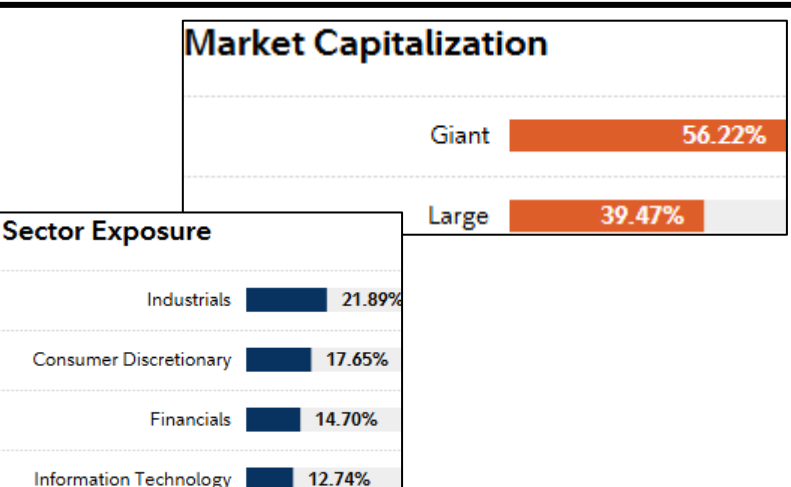
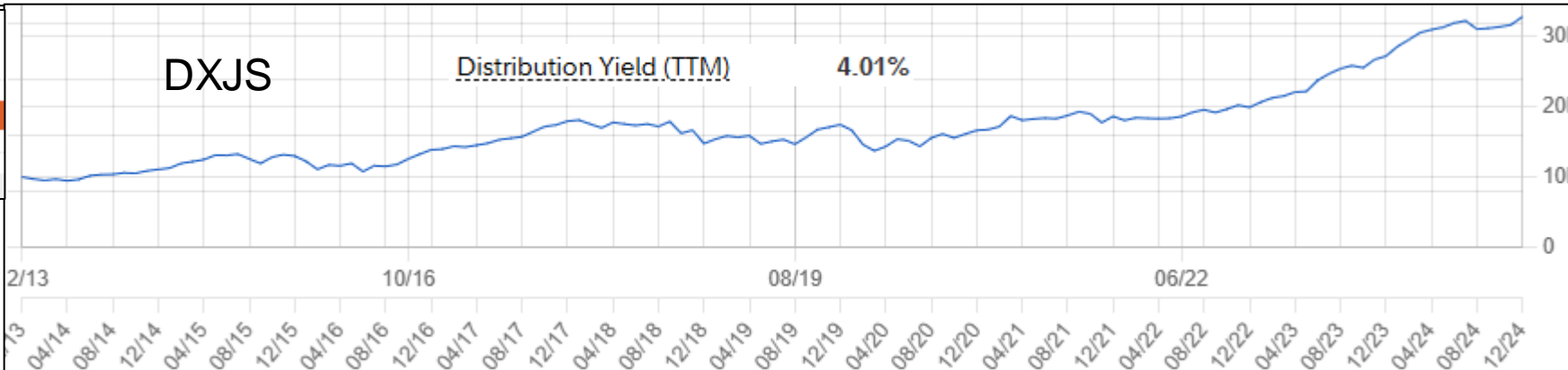
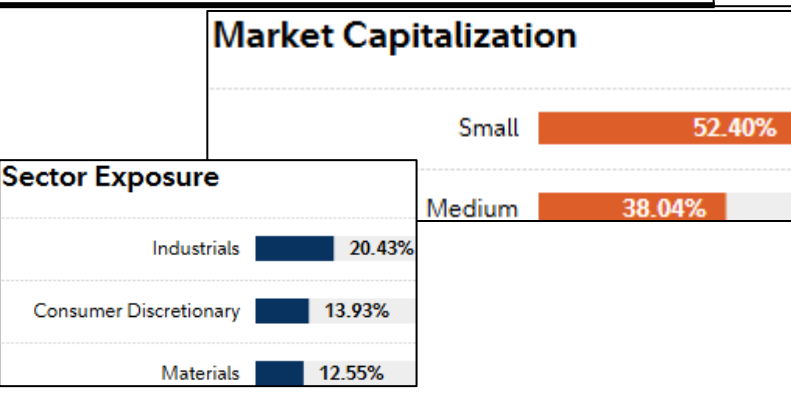
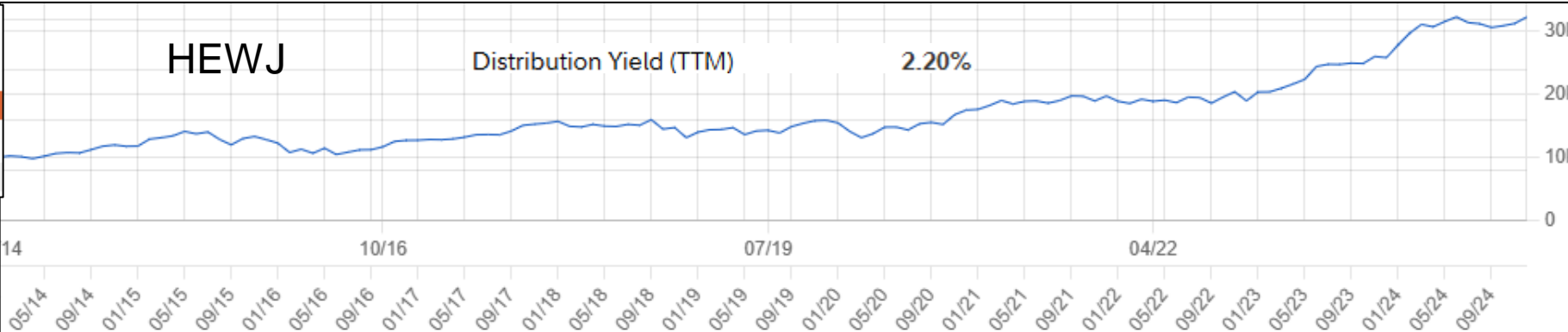
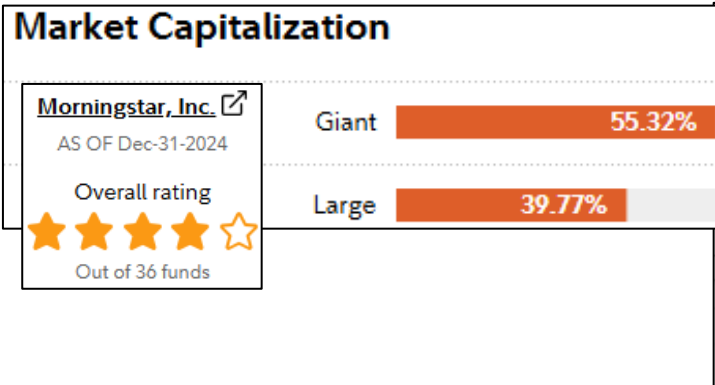
<input type="checkbox"/> EZA	<input type="checkbox"/> EWM	<input type="checkbox"/> EIDO	<input type="checkbox"/> IDX
<b>South African ETFs</b>	<b>Malaysia ETFs</b>	<b>Indonesia ETFs</b>	
ISHARES MSCI SOUTH AFRICA	ISHARES MSCI MALAYSIA ETF	ISHARES MSCI INDONESIA ETF	VANECK INDONESIA INDEX
Market total return (1 year)	+19.49%	-12.95%	-9.86%
Dec-31-2024	Dec-31-2024	Dec-31-2024	Dec-31-2024
Market total return (3 years)	+2.69%	-3.75%	-5.91%
Dec-31-2024	Dec-31-2024	Dec-31-2024	Dec-31-2024
Net expense ratio	0.50%	0.59%	0.58%
0.59%			

# Several Year Charts for China ETFs





# Several Year Charts for Japan's ETFs



# Several Year Charts of ETFs

## Japan

### Market Capitalization

Giant 47.08%

Large 34.55%

Medium 18.30%

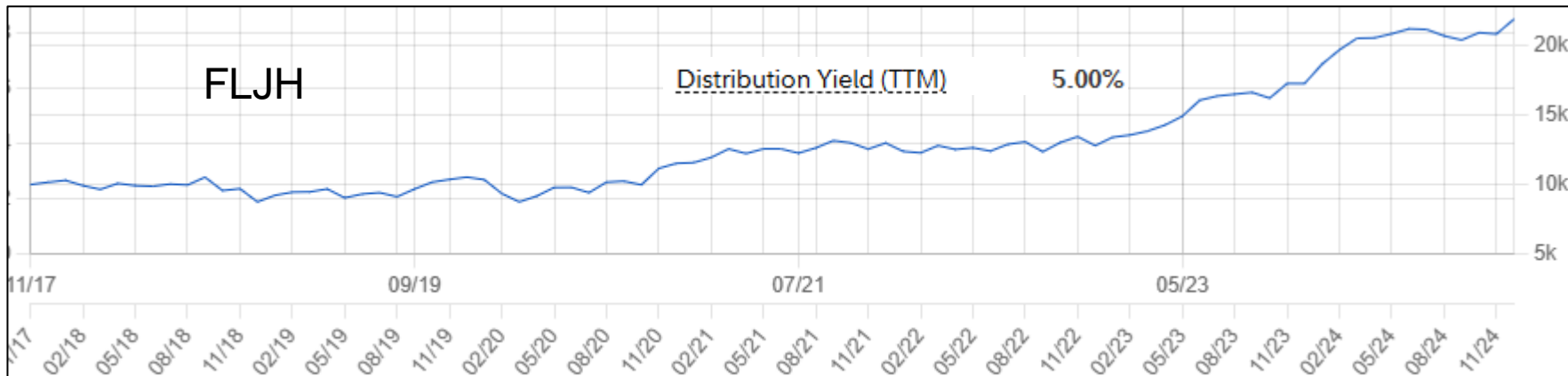
### Sector Exposure

Industrials 23.37%

Consumer Discretionary 18.30%

Financials 14.16%

Information Technology 12.23%



## Israel

### Market Capitalization

Medium 47.01%

Large 32.66%

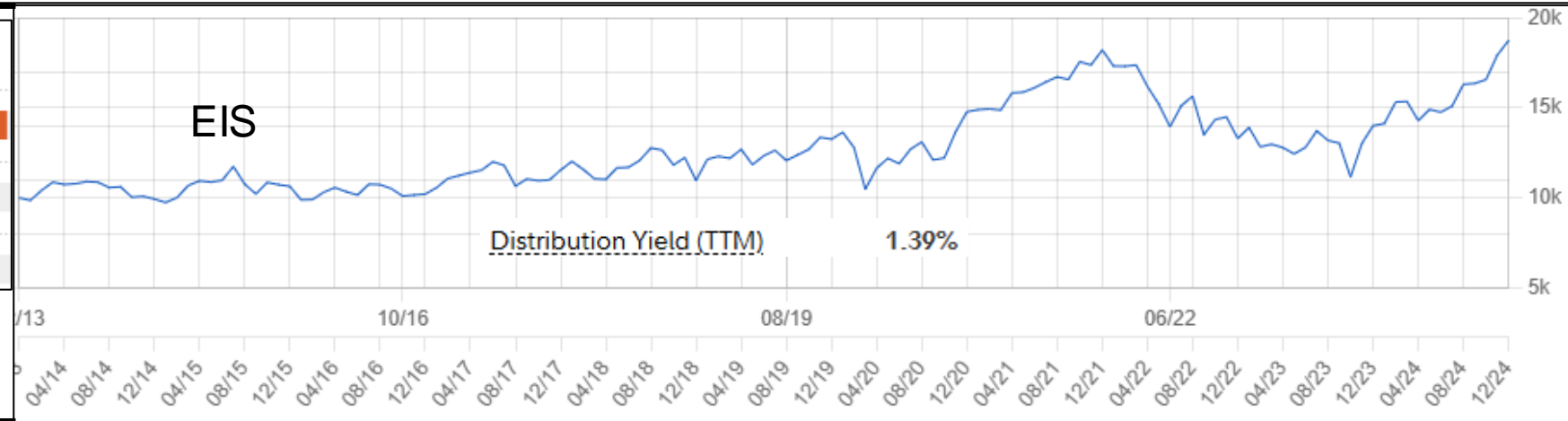
Small 18.60%

### Sector Exposure

Information Technology 32.74%

Financials 24.19%

Health Care 10.53%



### Market Capitalization

Medium 70.80%

Large 23.00%

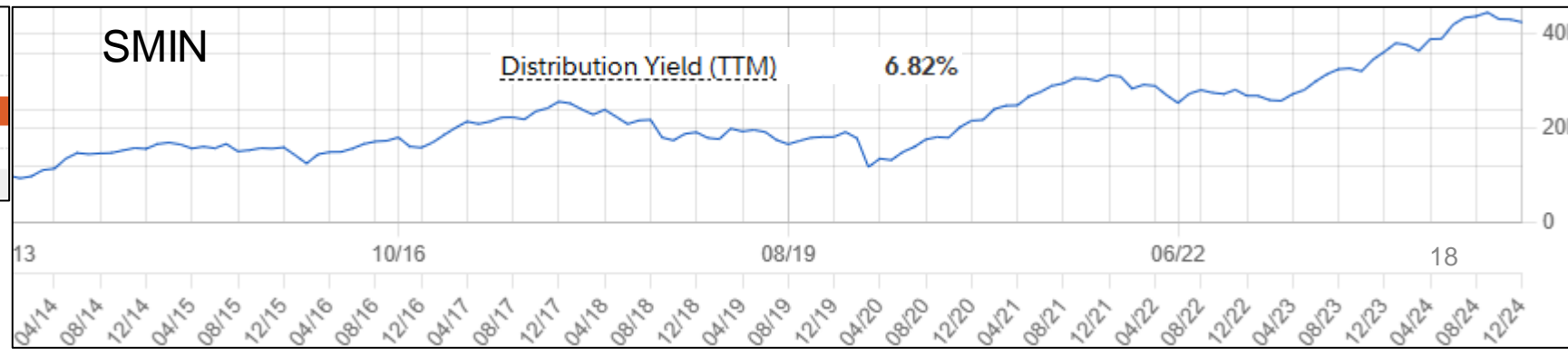
## India

### Sector Exposure

Health Care 6.30%

Financials 5.41%

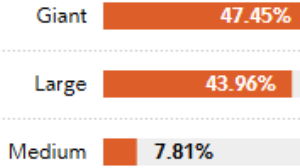
Materials 4.95%



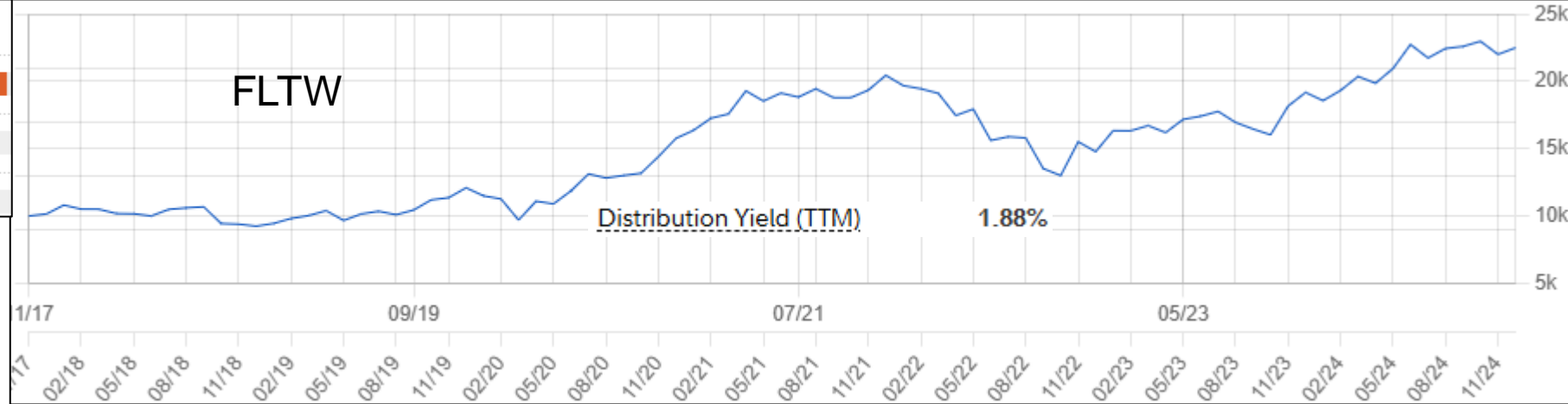
# Several Year Charts of ETFs

Taiwan

## Market Capitalization



## Sector Exposure

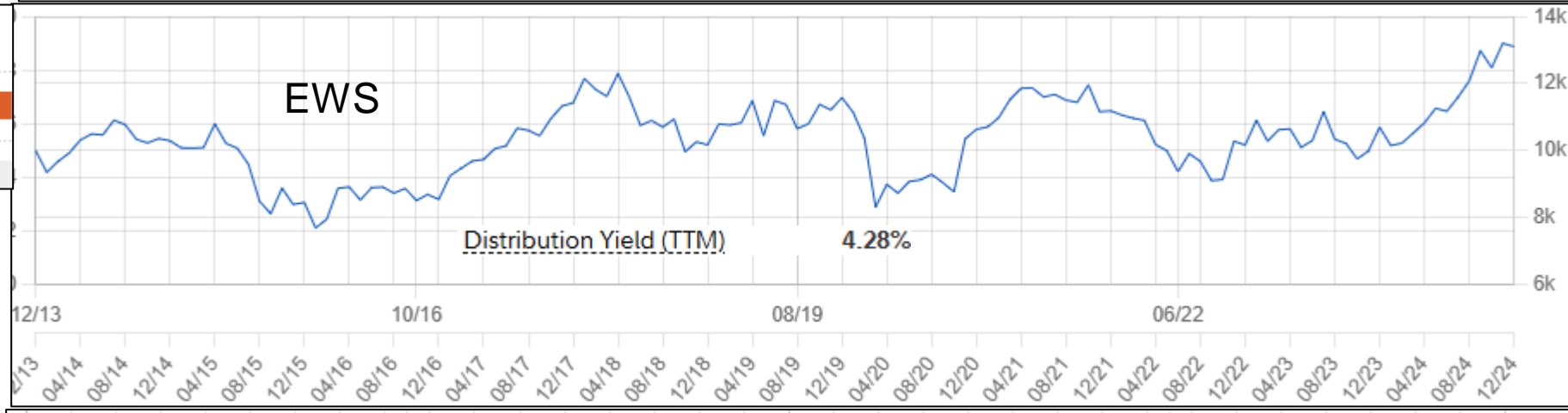
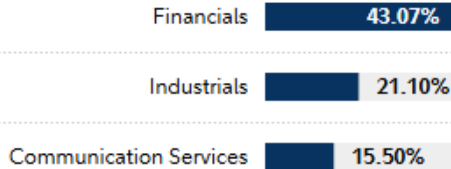


Singapore

## Market Capitalization

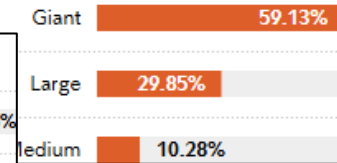


## Sector Exposure



India

## Market Capitalization



## Sector Exposure

