



Anthem Financial Club

DISCLAIMER



We Are A “For Information Only” Club



Your Investment Decisions Are Your Own!



The Financial Club does NOT give financial advice

All Participating in the Financial Club’s Discussion Groups are Required to be paid members of the Financial Club

Restaurant Investments

Restaurant Stocks

Wingstop (WING)

Chain of restaurants (CAVA)

Dominos Pizza (DPZ)

Chili's Bar & Grill (EAT)

Maggiano's Little Italy (EAT)

CHIPOTLE MEXICAN GRILL (CMG)

Franchises of McDonald's restaurants (ARCO)

KFC (YUM)

Taco Bell (YUM)

Pizza Hut (YUM)

Habit Burger Grill (YUM)

Applebee's (DIN)

IHOP (DIN)

Portillo Chicago-style hot dogs & sausages (PTLO)

Dutch Brothers (BROS)

Texas Roadhouse (TXRH)

Bubba's 33 (TXRH)

Jaggers (TXRH)

Food & Support Services (ARMK)

El Pollo Loco (LOCO)

Casey's (CASY)

Tim Hortons (QSR)

Burger King (QSR)

Popeyes Louisiana Kitchen (QSR)

Firehouse Subs (QSR)

Olive Garden (DRI)

Longhorn Steakhouse (DRI)

Cheddar's Scratch Kitchen (DRI)

Yard House (DRI)

The Capital Grille (DRI)

Seasons 52 (DRI)

Bahama Breeze (DRI)

Eddie V's Prime Seafood (DRI)

Capital Burger (DRI)

McDonald's (MCD)

Chuy's (CHUY)

Shake Shack (SHAK)

Dave & Buster's Entertainment (PLAY)

Starbucks (SBUX)

Jack in the Box (JACK)

Del Taco (JACK)

BJ'S RESTAURANTS (BJRI)

RED ROBIN (RRGB)

Doordash (DASH)

Gen restaurant (GENK)

Or you could own an ETF

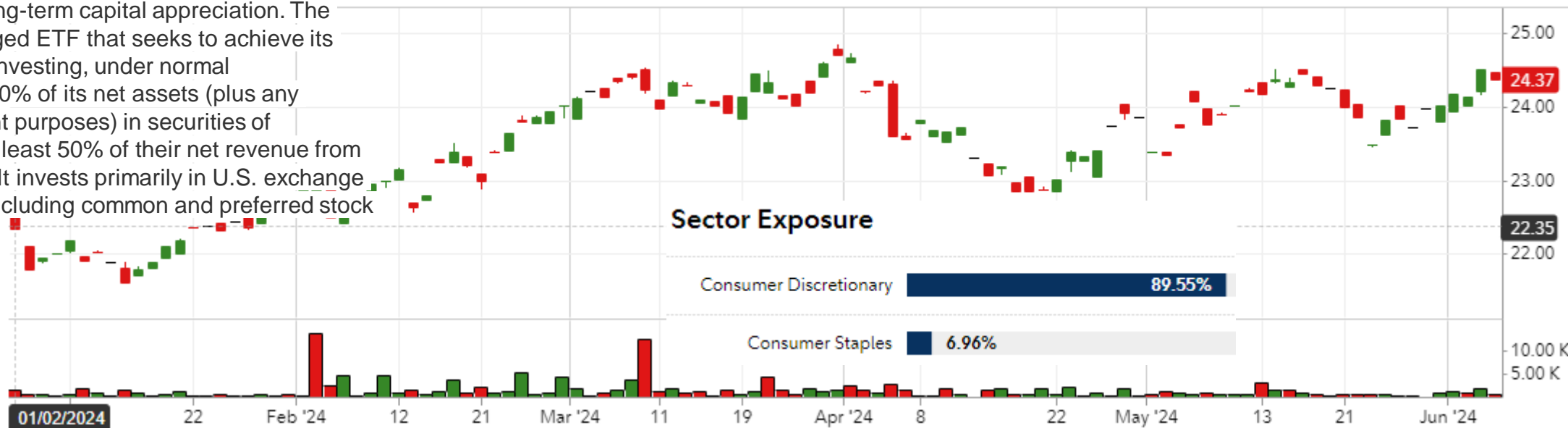
EATZ

Advisorshares Restaurant ETF (EATZ)

Jan-02-2024 O: 22.56 H: 22.59 L: 22.33 C: 22.33 V: 1.42 K

Events ▾

The investment seeks long-term capital appreciation. The fund is an actively managed ETF that seeks to achieve its investment objective by investing, under normal circumstances, at least 80% of its net assets (plus any borrowings for investment purposes) in securities of companies that derive at least 50% of their net revenue from the restaurant business. It invests primarily in U.S. exchange listed equity securities, including common and preferred stock and ADRs.



Top holdings

Top 10 holdings AS OF May-31-2024

53.93%
of 25 total

Symbol	Company Name	Percentage
EAT	Brinker International Inc	7.23%
CAVA	Cava Group Inc	7.11%
WING	Wingstop Inc	5.65%
CMG	Chipotle Mexican Grill Inc	5.42%
DPZ	Domino's Pizza Inc	5.30%
BROS	Dutch Bros Inc Class A	4.87%
TXRH	Texas Roadhouse Inc	4.75%
ARMK	Aramark	4.59%
LOCO	El Pollo Loco Holdings Inc	4.58%
YUM	Yum Brands Inc	4.43%

Name	ADVISORSHARES RESTAURANT ETF		
Issue type	ETF		
Market total return (YTD)	+5.65%	Schedule K-1	Open Ended Investment Company
Market total return (1 year)	+19.49%	Asset class	Sector Equity
Market total return (3 years)	-0.05%	Investment Philosophy	Actively Managed
Net expense ratio	1.01%	Style Objective	Consumer Cyclical
	Nov-1-2023		



Price performance

5-day	+3.94%
10-day	+0.54%
1-mon	-3.20%
3-mon	+3.73%
6-month	+55.09%
YTD	+49.34%
1-year	+93.06%
2-year	+387.32%
5-year	+330.49%

Wingstop Inc., together with its subsidiaries, franchises and operates restaurants under the Wingstop brand. Its restaurants offer classic wings,

Price (52 weeks)

410.95
383.00
150.00



Price performance

5-day	-8.11%
10-day	+9.59%
1-month	+14.44%
3-month	+43.53%
6-month	+133.82%
YTD	+97.86%

CAVA Group, Inc. owns and operates a chain of restaurants under the CAVA brand in the United States. The company also offers dips, spreads, and dressings through grocery stores. In addition, the company provides online and mobile ordering platforms. Cava Group, Inc. was founded in

Price (52 weeks)

98.93
85.04
29.00



Price performance

5-day	+0.98%
10-day	+2.27%
1-month	-1.69%
3-month	+14.83%
6-month	+30.83%
YTD	+24.58%
1-year	+72.48%
2-year	+36.12%
5-year	+78.94%
10-year	+594.83%

Domino's Pizza, Inc., through its subsidiaries, operates as a pizza company in the United States and internationally. The company operates

Price (52 weeks)

Price performance

5-day	-2.36%
10-day	+7.18%
1-month	+19.87%
3-month	+41.40%
6-month	+75.43%
YTD	+59.70%
1-year	+77.64%
2-year	+130.02%
5-year	+77.78%
10-year	+33.88%

Brinker International, Inc., together with its subsidiaries, engages in the ownership, development, operation, and franchising of casual dining restaurants in the United States and internationally. It operates and franchises Chili's Grill & Bar and Maggiano's Little Italy restaurant brands.

Price (52 weeks)

CMG CHIPOTLE MEXICAN GRILL

Jan-02-2024 O: 2,278.45 H: 2,285.00 L: 2,237.56 C: 2,244.75

V: 199.98 K



Market cap. Large Cap (\$88.21B) 2,243.14
 Shares outstanding 27,467,000

Price performance

5-day	+1.26%
10-day	+0.98%
1-month	-0.94%
3-month	+17.80%
6-month	+43.39%
YTD	+38.57%
1-year	+53.98%
2-year	+130.17%
5-year	+357.83%
10-year	+456.78%

Chipotle Mexican Grill, Inc., together with its subsidiaries, owns and operates Chipotle Mexican Grill restaurants. It sells food and beverages



ARCO ARCOS DORADOS HOLDINGS

Jan-02-2024 O: 12.22 H: 12.22 L: 9.50 C: 9.50

V: 1.16 M

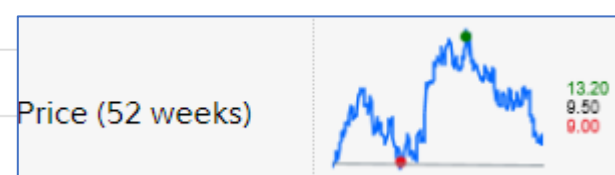


Market cap. Small Cap (\$2.08B) 210,657,051

Price performance

5-day	-1.66%
10-day	-3.36%
1-month	-16.08%
3-month	-19.29%
6-month	-22.26%
YTD	-25.14%
1-year	+6.03%
2-year	+21.48%
5-year	+52.00%
10-year	+0.32%

Arcos Dorados Holdings Inc. operates as a franchisee of McDonald's restaurants. It has the exclusive right to own, operate, and grant franchises of McDonald's restaurants in 20 countries and territories in Latin America and the Caribbean, including Argentina, Aruba, Brazil,





Price performance

5-day	+1.85%
10-day	+2.16%
1-month	+2.78%
3-month	+0.30%
6-month	+12.15%
YTD	+7.13%
1-year	+5.34%
2-year	+17.25%
5-year	+29.10%
10-year	+143.34%

Yum! Brands, Inc., together with its subsidiaries, develops, operates, and franchises quick service restaurants worldwide. The company operates through the KFC Division, the Taco Bell Division, the Pizza Hut Division, and the Habit Burger Grill Division segments. It also operates restaurants under the KFC, Pizza Hut, Taco Bell, and The Habit Burger Grill brands,



Price performance

5-day	-4.39%
10-day	-3.38%
1-month	-15.22%
3-month	-25.75%
6-month	-21.55%
YTD	-24.03%
1-year	-38.94%
2-year	-49.80%
5-year	-60.24%
10-year	-54.18%

Dine Brands Global, Inc., together with its subsidiaries, owns, franchises, and operates restaurants in the United States and internationally. The company operates through six segments: Applebee's Franchise Operations, International House of Pancakes (IHOP) Franchise Solutions,

Price (52 weeks)

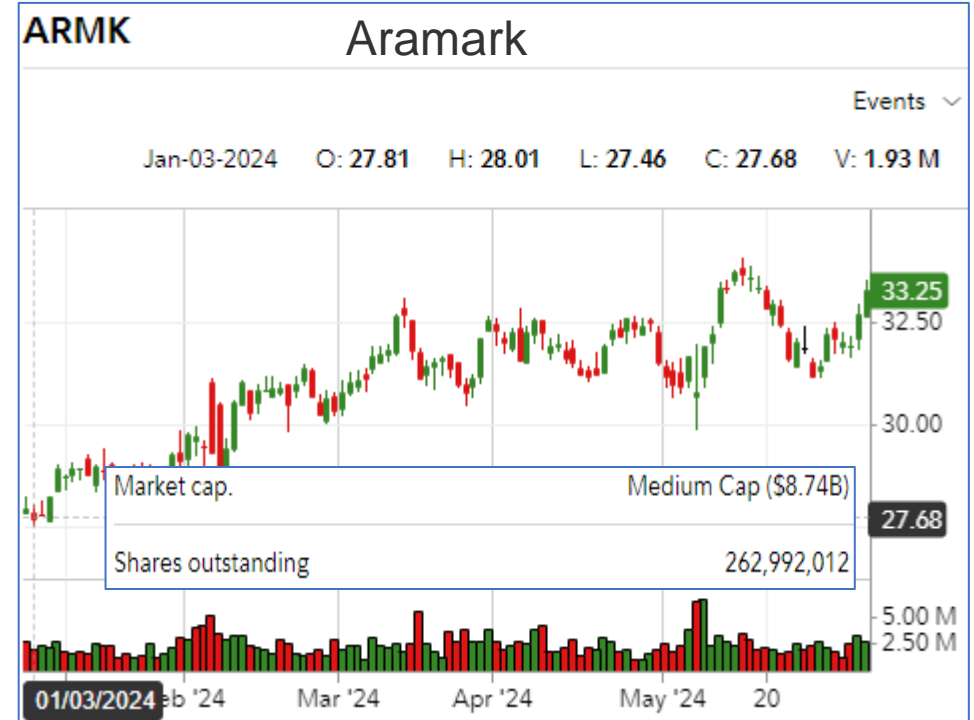


Price performance

5-day		0.00%
10-day	Portillo's Inc. owns and operates fast casual restaurants in the United States. The company offers Chicago-style hot dogs and sausages, Italian	+3.83%
1-month		-17.33%
3-month		-28.17%
6-month		-37.34%
YTD	Price (52 weeks)	-37.10%
1-year		-53.07%
2-year		-43.61%

Price performance

5-day		+7.29%
10-day		+10.83%
1-month	Dutch Bros Inc., together with its subsidiaries, operates and franchises drive-thru shops in the United States. The company operates through Company-Operated Shops and Franchising and Other segments. It	+33.98%
3-month		+26.31%
6-month		+37.57%
YTD	Price (52 weeks)	+19.89%
1-year		+34.22%
2-year		-8.94%



Price performance (i)

5-day	-2.75%
10-day	+0.94%
1-month	+0.11%
3-month	+10.90%
6-month	+47.07%
YTD	+37.39%
1-year	+52.01%
2-year	+107.65%
5-year	+201.00%
10-year	+534.66%

Texas Roadhouse, Inc., together with its subsidiaries, operates casual dining restaurants in the United States and internationally. It also operates and franchises restaurants under the Texas Roadhouse, Bubba's 33, and Jaggers names in 49 states and ten internationally. Texas

Price (52 weeks)

Price performance (i)

5-day	+3.42%
10-day	+5.19%
1-month	+5.15%
3-month	+6.98%
6-month	+21.31%
YTD	+18.33%
1-year	+12.29%
2-year	+32.10%
5-year	+30.91%
10-year	+72.10%

Aramark provides food and facilities services to education, healthcare, business and industry, sports, leisure, and corrections clients in the United States and internationally. It operates through two segments, Food and Support Services United States, and Food and Support Services International. The company offers food-related managed services,

Price (52 weeks)

LOCO**El Pollo**

Events ▾

Jan-02-2024 O: 8.79 H: 9.02 L: 8.76 C: 8.80 V: 267.55 K

Market cap. Micro Cap (\$322.19M)

Shares outstanding 31,099,611

**Price performance**

5-day -3.00%

10-day +0.58%

1-month +0.39%

3-month +15.11%

6-month +21.74%

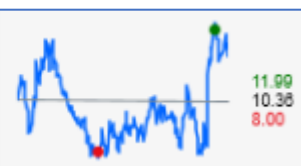
YTD +17.46%

1-year +9.28%

2-year -2.08%

5-year -6.75%

Price (52 weeks)

**CASY****CASEYS GENERAL STORES**

Events ▾

Jan-02-2024 O: 273.39 H: 277.60 L: 273.39 C: 277.58 V: 227.03 K

Market cap. Medium Cap (\$12.16B)

Shares outstanding 37,017,185

**Price performance**

5-day -0.95%

10-day -2.83%

1-month +1.68%

3-month +9.21%

6-mon +19.64%

YTD +19.61%

1-year +46.54%

2-year +58.51%

5-year +144.94%

10-year +354.22%

Price (52 weeks)



El Pollo Loco Holdings, Inc., through its subsidiary, El Pollo Loco, Inc., develops, franchises, licenses, and operates quick-service restaurants

Casey's General Stores, Inc., together with its subsidiaries, operates convenience stores under the Casey's and Casey's General Store names. Its stores offer pizza, donuts, breakfast items, and sandwiches; and tobacco and nicotine products. The company's stores provide soft drinks,



Price performance (i)

5-day	+0.29%
10-day	+2.32%
1-month	-8.72%
3-month	15.34%
6-month	-6.23%
YTD	-11.97%
1-year	-8.27%
2-year	+31.99%
5-year	+4.77%

Restaurant Brands International Inc. operates as a quick-service restaurant company in Canada, the United States, and internationally. It operates through four segments: Tim Hortons (TH), Burger King (BK), Popeyes Louisiana Kitchen (PLK), and Firehouse Subs (FHS). The company owns

Price (52 weeks) 83.29 68.78 62.00

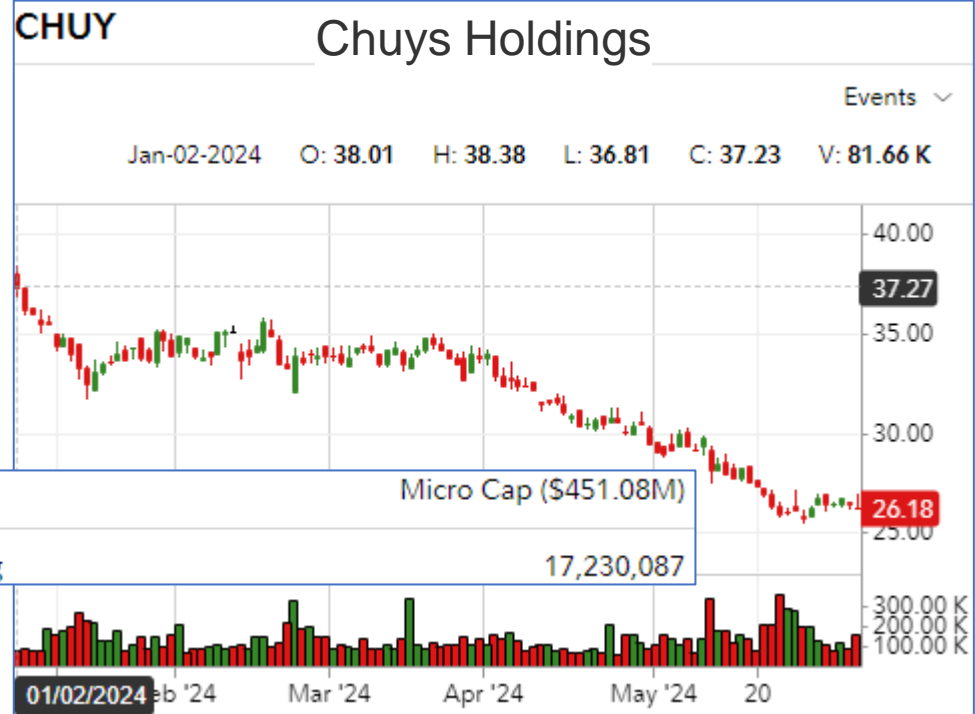


Price performance (i)

5-day	-1.23%
10-day	+0.60%
1-month	+0.72%
3-month	-15.55%
6-month	-7.89%
YTD	-9.59%
1-year	-8.91%
2-year	+17.96%
5-year	+23.09%
10-year	+224.68%

Darden Restaurants, Inc., together with its subsidiaries, owns and operates full-service restaurants in the United States and Canada. It operates under Olive Garden, LongHorn Steakhouse, Cheddar's Scratch Kitchen, Yard House, The Capital Grille, Seasons 52, Bahama Breeze, Eddie V's Prime Seafood, and Capital Burger brand names. Darden

Price (52 weeks) 176.84 148.54 133.00



Price performance

5-day	-1.04%
10-day	-0.67%
1-month	-4.86%
3-month	-12.54%
6-month	-10.68%
YTD	-13.59%
1-year	-9.96%
2-year	+3.28%
5-year	+26.18%
10-year	+151.28%

McDonald's Corporation operates and franchises restaurants under the McDonald's brand in the United States and internationally. It offers food and beverages, including hamburgers and cheeseburgers, various chicken sandwiches, fries, shakes, desserts, sundaes, cookies, pies, soft drinks, coffee, and other beverages; and full or limited breakfast, as well as sells various other products during limited-time promotions. The



Price performance

5-day	-1.98%
10-day	+1.32%
1-month	-12.50%
3-month	-23.54%
6-month	-27.01%
YTD	-31.52%
1-year	-34.62%
2-year	+16.10%
5-year	+30.12%
10-year	-22.59%

Chuy's Holdings, Inc., through its subsidiaries, owns and operates full-service restaurants under the Chuy's name in the United States. The



SHAK Shake Shack Class A



PLAY Dave and Busters Entertainment



Price performance

5-day	-2.86%
10-day	-4.12%
1-month	-12.72%
3-month	-8.70%
6-month	+46.85%
YTD	+24.37%
1-year	+31.69%
2-year	+97.56%
5-year	+49.16%

Shake Shack Inc. owns, operates, and licenses Shake Shack restaurants (Shacks) in the United States and internationally. Its Shacks offers hamburgers, chicken, hot dogs, crinkle cut fries, shakes, frozen custard

Price (52 weeks)

Price performance

5-day	-4.31%
10-day	+0.58%
1-month	-9.04%
3-month	-21.90%
6-month	+11.70%
YTD	-9.21%
1-year	+44.90%
2-year	+31.25%
5-year	-1.21%

Dave & Buster's Entertainment, Inc. owns and operates entertainment and dining venues for adults and families in North America. Its venues

Price (52 weeks)



Price performance

5-day	+1.51%
10-day	+3.98%
1-month	+11.70%
3-month	-11.15%
6-month	-16.07%
YTD	-15.19%
1-year	-17.09%
2-year	+3.10%
5-year	+0.04%
10-year	+116.22%

Starbucks Corporation, together with its subsidiaries, operates as a roaster, marketer, and retailer of coffee worldwide. The company

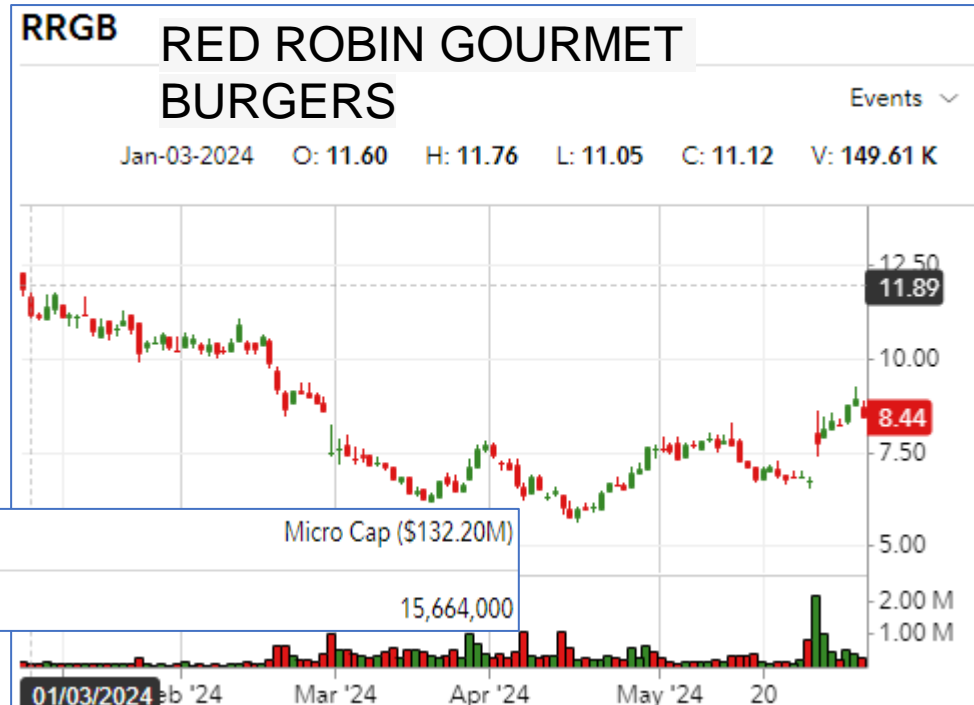
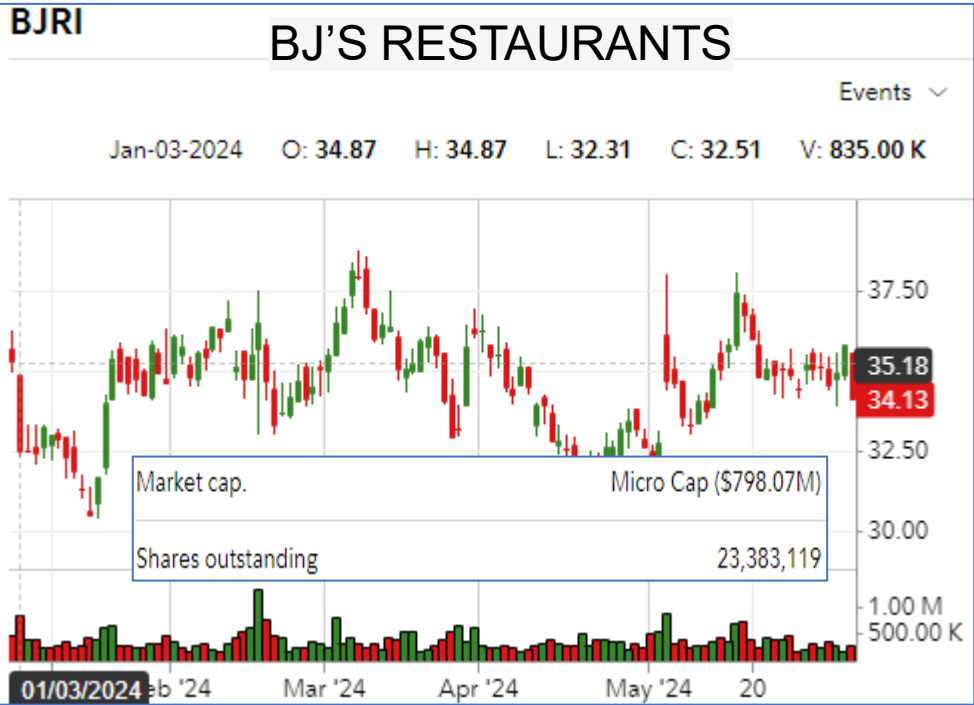
Price (52 weeks)

Price performance

5-day	+2.24%
10-day	+6.73%
1-month	+3.08%
3-month	-23.26%
6-month	-26.88%
YTD	-30.66%
1-year	-35.53%
2-year	-18.54%
5-year	-34.72%
10-year	-5.68%

Jack in the Box Inc. operates and franchises Jack in the Box and Del Taco quick-service restaurants in the United States. The company was founded

Price (52 weeks)



Price performance

5-day	-2.60%
10-day	-2.07%
1-month	-1.47%
3-month	-10.49%
6-month	+6.46%
YTD	-5.22%
1-year	+10.96%
2-year	+29.43%
5-year	-19.83%
10-year	-0.44%

BJ's Restaurants, Inc. owns and operates casual dining restaurants in the United States. Its restaurants offer pizzas, craft and other beers, appetizers, entrees, pastas, sandwiches, specialty salads, and desserts

Price (52 weeks)

Price performance

5-day	+4.20%
10-day	+24.85%
1-month	+9.90%
3-month	+15.14%
6-month	-15.52%
YTD	-32.32%
1-year	-32.80%
2-year	-8.16%
5-year	-67.68%
10-year	-88.72%

Red Robin Gourmet Burgers, Inc., together with its subsidiaries, develops, operates, and franchises casual-dining restaurants, in

Price (52 weeks)



Price performance

5-day	+2.87%
10-day	+2.61%
1-month	-3.67%
3-month	-14.27%
6-month	+16.95%
YTD	+14.54%
1-year	+59.11%
2-year	+61.93%

DoorDash, Inc., together with its subsidiaries, operates a commerce platform that connects merchants, consumers, and independent contractors in the United States and internationally. The company

Price (52 weeks)



Price performance

5-day	-12.94%
10-day	-18.37%
1-month	-7.09%
3-month	+43.34%
6-month	+33.10%
YTD	+23.75%

Price (52 weeks)

GEN Restaurant Group, Inc. operates restaurants in California, Arizona, Hawaii, Nevada, Texas, New York, and Florida. It offers meats, poultry, and seafood. The company was founded in 2011 and is based in Cerritos, California.