



Anthem Financial Club

DISCLAIMER



We Are A “For Information Only” Club



Your Investment Decisions Are Your Own!



The Financial Club does NOT give financial advice

**All Participating in the Financial Club’s Discussion Groups are
Required to be paid members of the Financial Club**

REITs by Category

- 65 REITs
- 18 Categories to Include:
 - Storage Unit
 - Vacation Units
 - Hotels/Motels
 - Hospitals
 - Long Term Care facilities
 - Residential Properties
 - Senior Properties
 - Industrial Properties
 - Retail Properties
 - Mortgages
 - International
 - Office REITs
 - Post Office
 - Manufactured Homes
 - Infrastructure
 - Timberland
 - Data Centers
 - Specialty Retail

No “all” encompassing REITs were explored

1031 Exchange into a REIT

An UPREIT, 721 exchange, or 1031 into a REIT are all terms for an exchange used to slowly unwind the sale of a property and actively manage your tax liabilities.



- 1 Sell your Investment Property using a Qualified Intermediary.



- 2 Complete your 1031 through the purchase interests in a DST, which owns a property. The DST is controlled by a REIT.



- 3 Convert your DST interest, via 721 exchange, into shares of the REIT. After time passes, the REIT purchases the property owned by the DST.

Potential Benefits to Investors



Diversification ¹

Possibility of investing in a multibillion-dollar REIT while still complying with 1031 exchange rules.

A 1031 exchange, also known as a like-kind exchange or a tax-deferred exchange, is a provision in the United States Internal Revenue Code that allows investors to defer capital gains tax on the sale of certain types of investment properties. The name "1031 exchange" refers to Section 1031 of the Internal Revenue Code, which outlines the rules and requirements for this type of transaction.

In a 1031 exchange, an investor can sell a property (referred to as the relinquished property) and use the proceeds to acquire another property (referred to as the replacement property) of like-kind without immediately triggering a tax liability on the capital gains from the sale. The tax on the gains is deferred until a future date when the investor sells the replacement property without performing another 1031 exchange.



Liquidity

Exchanging into a REIT provides the investor with the ability to sell REIT shares over time, thereby managing the capital gains they receive.



Level of Confidence ²

The investment is backed by a large corporation that potentially owns billions of dollars' worth of assets.

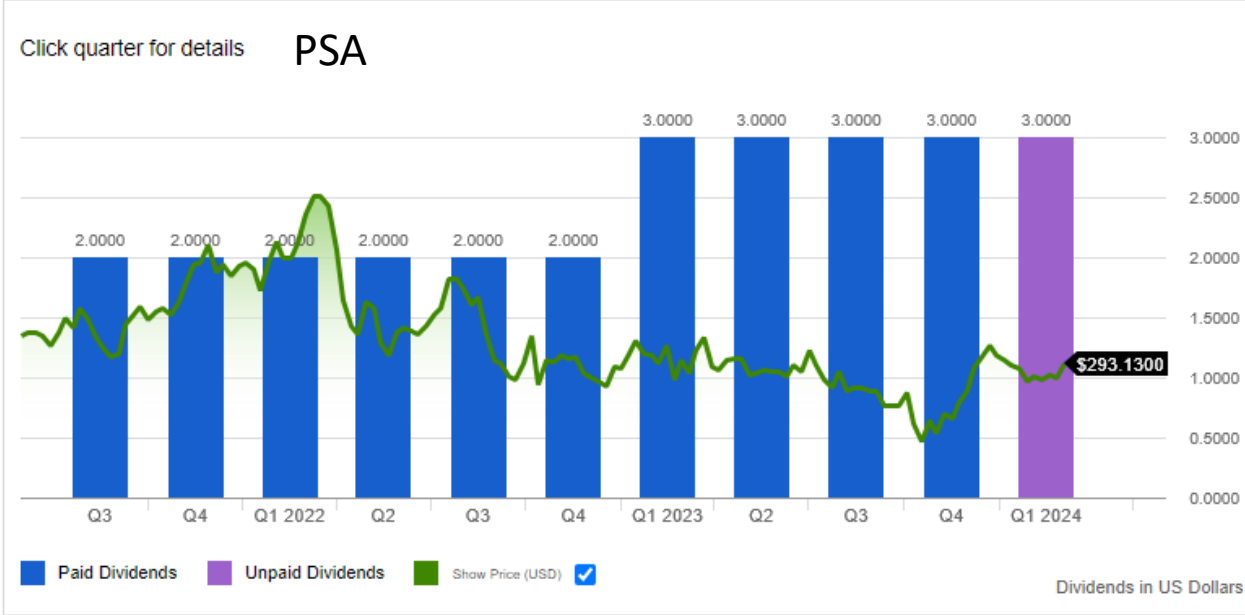
¹ Diversification does not guarantee a profit or protect against a loss in a declining market. It is a method used to help manage investment risk.

² There are no guarantees.

Recent Recap

| Most Recently Announced Dividend | Frequency | Announcement Date | Ex-Dividend Date | Record Date | Pay Date | Dividend Type |
|----------------------------------|-----------|-------------------|------------------|-------------|------------|---------------|
| \$3.0000 | Quarterly | 02/23/2024 | 03/12/2024 | 03/13/2024 | 03/28/2024 | Regular |

Regular Dividends By Calendar Quarter of Ex-Dividend Date



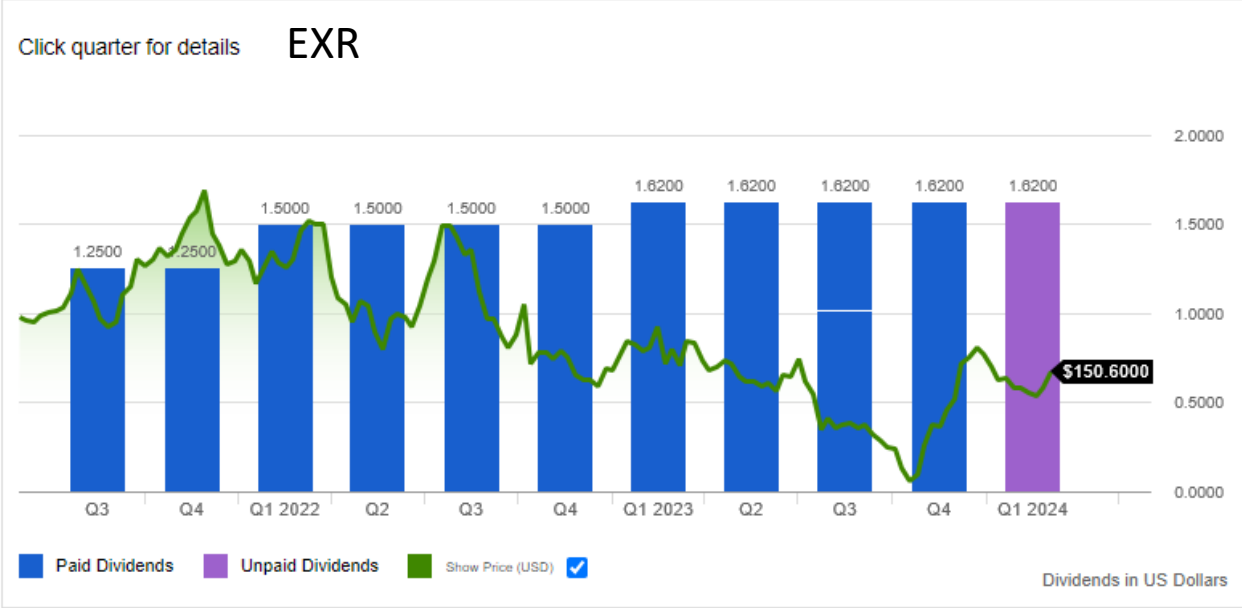
Dividend Analytics ⓘ

| Type | Amount (\$) | Dividend Yield (Annualized) | 1-Year Growth | 5-Year Growth | Payout Ratio (TTM) |
|---------------------------|-------------|-----------------------------|---------------|---------------|--------------------|
| Annualized Dividend (MRD) | 12.0000 | 4.09% | 50.00% | 8.45% | 108.50% |

Recent Recap

| Most Recently Announced Dividend | Frequency | Announcement Date | Ex-Dividend Date | Record Date | Pay Date | Dividend Type |
|----------------------------------|-----------|-------------------|------------------|-------------|------------|---------------|
| \$1.6200 | Quarterly | 02/22/2024 | 03/14/2024 | 03/15/2024 | 03/29/2024 | Regular |

Regular Dividends By Calendar Quarter of Ex-Dividend Date



Dividend Analytics ⓘ

| Type | Amount (\$) | Dividend Yield (Annualized) | 1-Year Growth | 5-Year Growth | Payout Ratio (TTM) |
|---------------------------|-------------|-----------------------------|---------------|---------------|--------------------|
| Annualized Dividend (MRD) | 6.4800 | 4.30% | 8.00% | 13.50% | 136.71% |

Storage Unit REITs

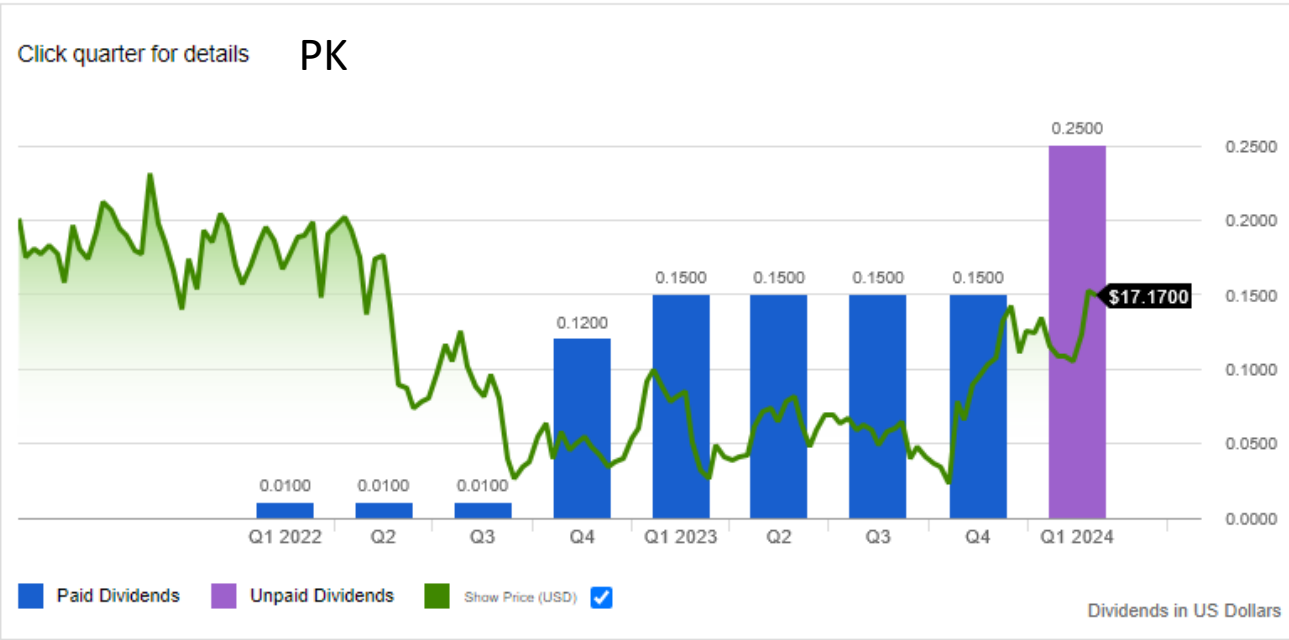
EXR

Storage Unit REITs

Recent Recap

Suspended: Regular dividends for PK are suspended as of 05/11/2020.

Regular Dividends By Calendar Quarter of Ex-Dividend Date



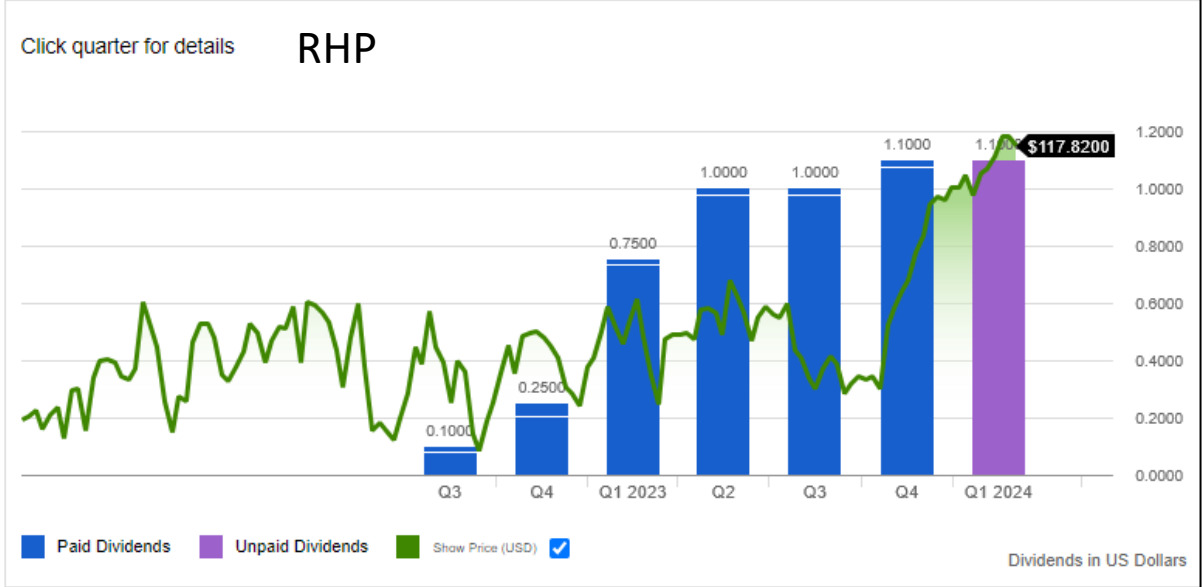
Dividend Analytics

| Type | Amount (\$) | Dividend Yield (Annualized) | 1-Year Growth | 5-Year Growth | Payout Ratio (TTM) |
|---------------------------|-------------|-----------------------------|---------------|---------------|--------------------|
| Annualized Dividend (MRD) | 1.0000 | 5.82% | 108.33% | -18.61% | 227.27% |

Recent Recap

| Most Recently | Announced Dividend | Frequency | Announcement Date | Ex-Dividend Date | Record Date | Pay Date | Dividend Type |
|---------------|--------------------|-----------|-------------------|------------------|-------------|------------|---------------|
| | \$1.1000 | Quarterly | 02/22/2024 | 03/27/2024 | 03/29/2024 | 04/15/2024 | Regular |

Regular Dividends By Calendar Quarter of Ex-Dividend Date



Dividend Analytics

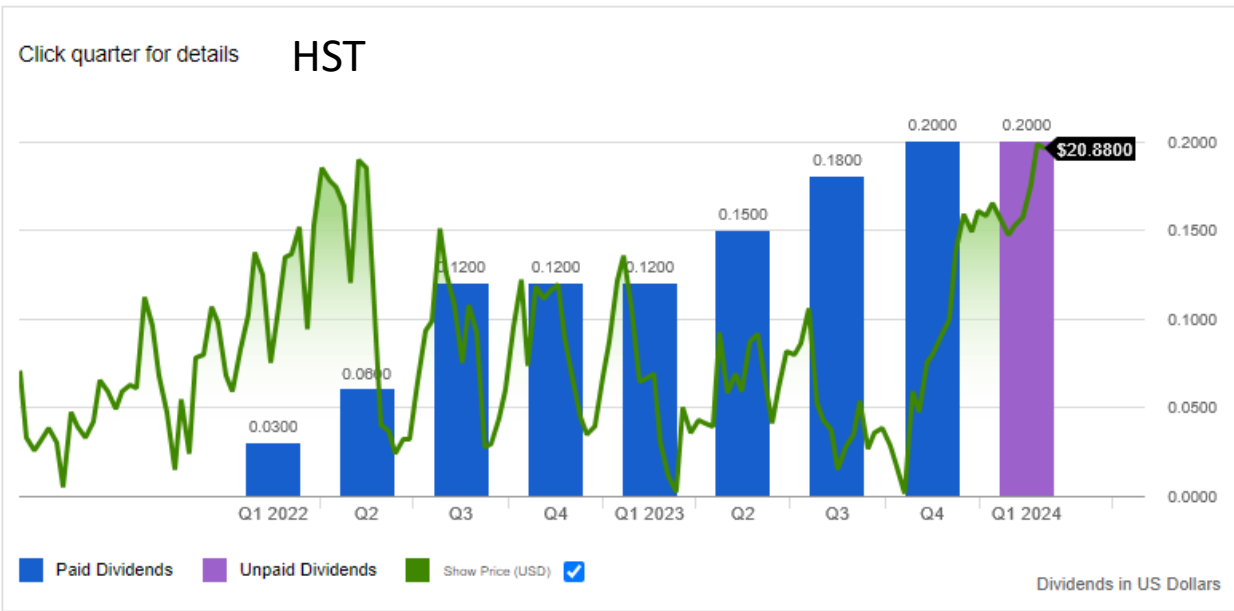
| Type | Amount (\$) | Dividend Yield (Annualized) | 1-Year Growth | 5-Year Growth | Payout Ratio (TTM) |
|---------------------------|-------------|-----------------------------|---------------|---------------|--------------------|
| Annualized Dividend (MRD) | 4.4000 | 3.73% | 340.00% | 5.29% | 82.09% |

Vacation Unit REITs

Recent Recap

| Most Recently Announced Dividend | | | | | | |
|----------------------------------|-----------|-------------------|------------------|-------------|------------|---------------|
| Announced Dividend | Frequency | Announcement Date | Ex-Dividend Date | Record Date | Pay Date | Dividend Type |
| \$0.2000 | Quarterly | 02/21/2024 | 03/27/2024 | 03/28/2024 | 04/15/2024 | Regular |

Regular Dividends By Calendar Quarter of Ex-Dividend Date



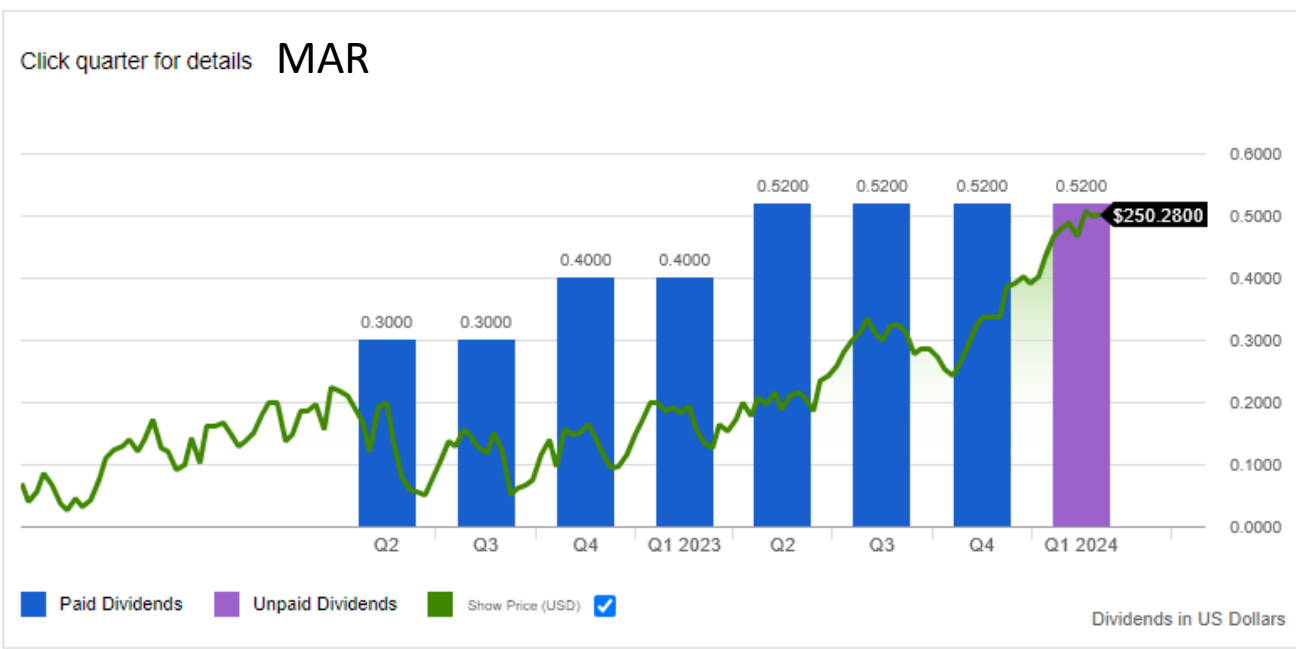
Dividend Analytics

| Type | Amount (\$) | Dividend Yield (Annualized) | 1-Year Growth | 5-Year Growth | Payout Ratio (TTM) |
|---------------------------|-------------|-----------------------------|---------------|---------------|--------------------|
| Annualized Dividend (MRD) | 0.8000 | 3.83% | 66.67% | 0.00% | 76.92% |

Recent Recap

Suspended: Regular dividends for MAR are suspended as of 03/18/2020.

Regular Dividends By Calendar Quarter of Ex-Dividend Date



Dividend Analytics

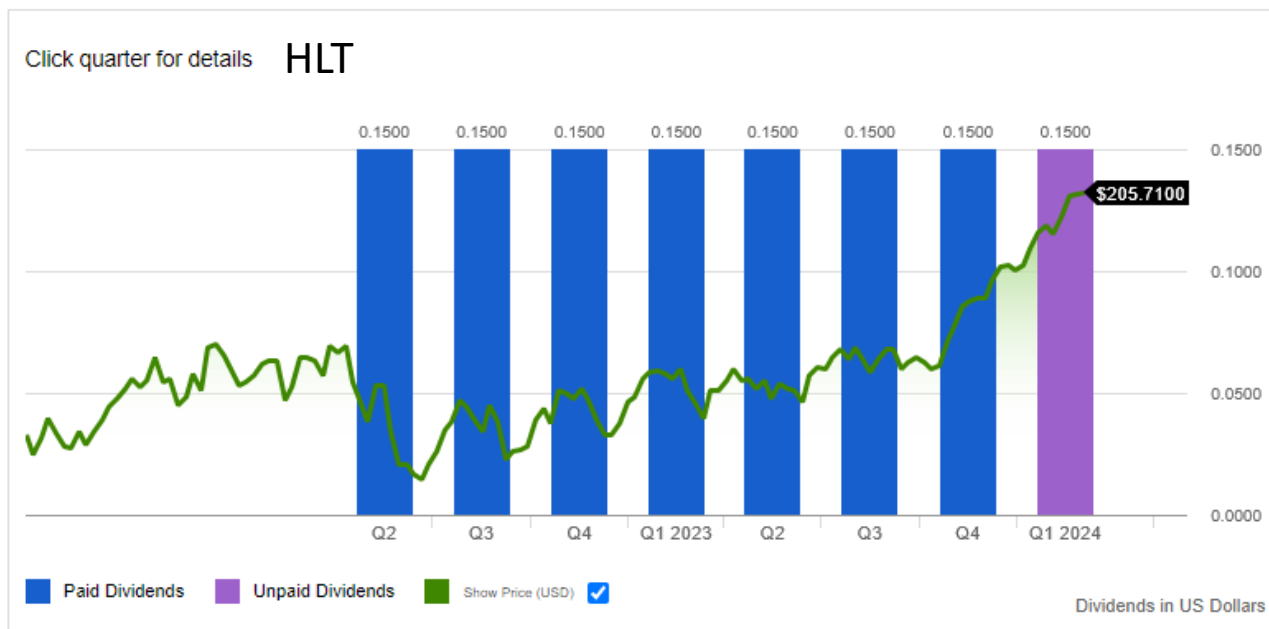
| Type | Amount (\$) | Dividend Yield (Annualized) | 1-Year Growth | 5-Year Growth | Payout Ratio (TTM) |
|---------------------------|-------------|-----------------------------|---------------|---------------|--------------------|
| Annualized Dividend (MRD) | 2.0800 | 0.83% | 30.00% | 4.87% | 20.43% |

Hotel/Motel REITs

Recent Recap

Suspended: Regular dividends for HLT are suspended as of 03/26/2020.

Regular Dividends By Calendar Quarter of Ex-Dividend Date



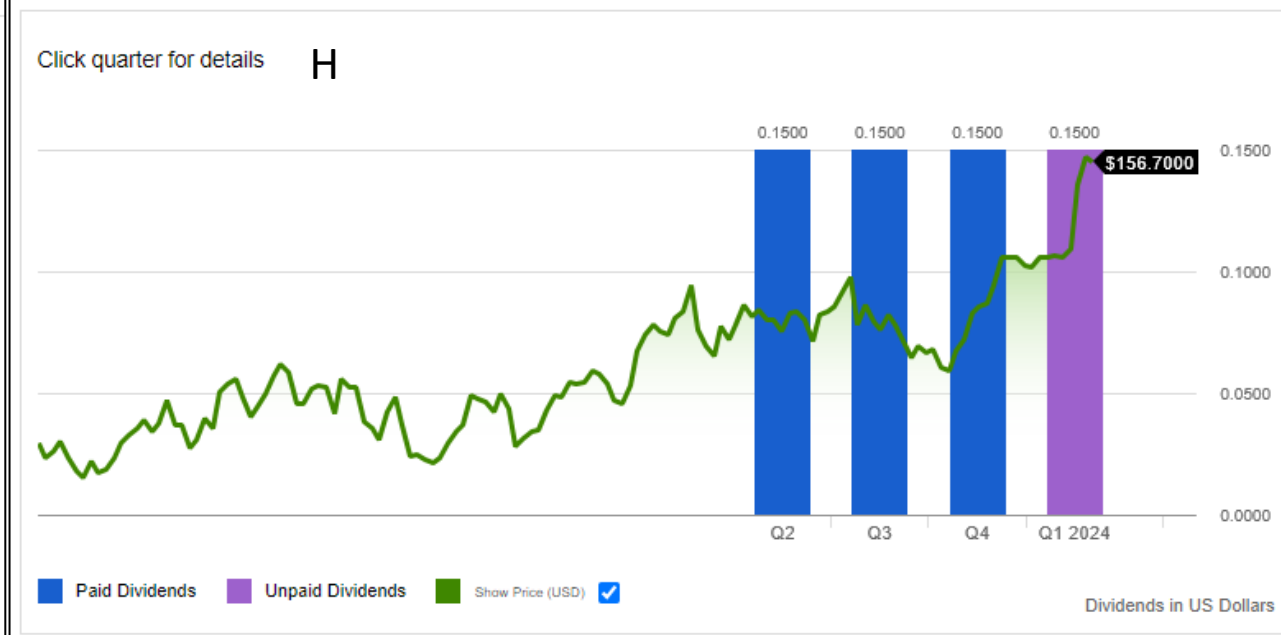
Dividend Analytics

| Type | Amount (\$) | Dividend Yield (Annualized) | 1-Year Growth | 5-Year Growth | Payout Ratio (TTM) |
|---------------------------|-------------|-----------------------------|---------------|---------------|--------------------|
| Annualized Dividend (MRD) | 0.6000 | 0.29% | 0.00% | 0.00% | 13.86% |

Recent Recap

Suspended: Regular dividends for H are suspended as of 05/06/2020.

Regular Dividends By Calendar Quarter of Ex-Dividend Date



Dividend Analytics

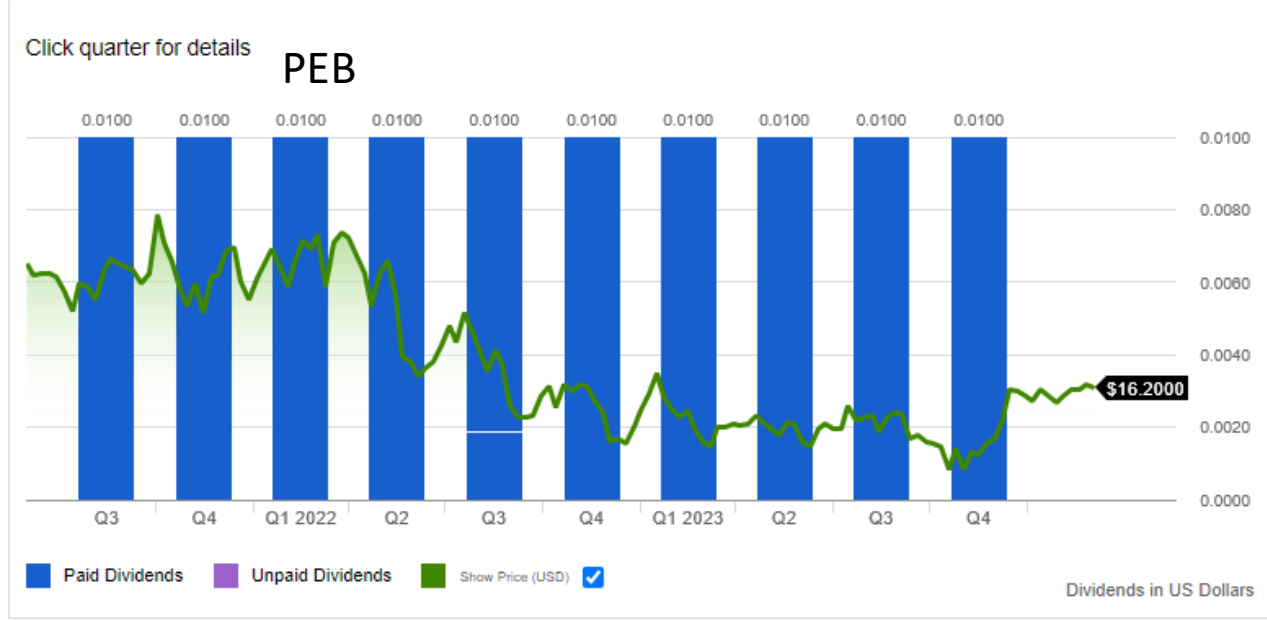
| Type | Amount (\$) | Dividend Yield (Annualized) | 1-Year Growth | 5-Year Growth | Payout Ratio (TTM) |
|---------------------------|-------------|-----------------------------|---------------|---------------|--------------------|
| Annualized Dividend (MRD) | 0.6000 | 0.38% | -25.00% | -4.62% | 29.27% |

Hotel/Motel REITs

Recent Recap

| Most Recently Announced Dividend | Frequency | Announcement Date | Ex-Dividend Date | Record Date | Pay Date | Dividend Type |
|----------------------------------|-----------|-------------------|------------------|-------------|------------|---------------|
| \$0.0100 | Quarterly | 12/15/2023 | 12/28/2023 | 12/29/2023 | 01/16/2024 | Regular |

Regular Dividends By Calendar Quarter of Ex-Dividend Date



Dividend Analytics

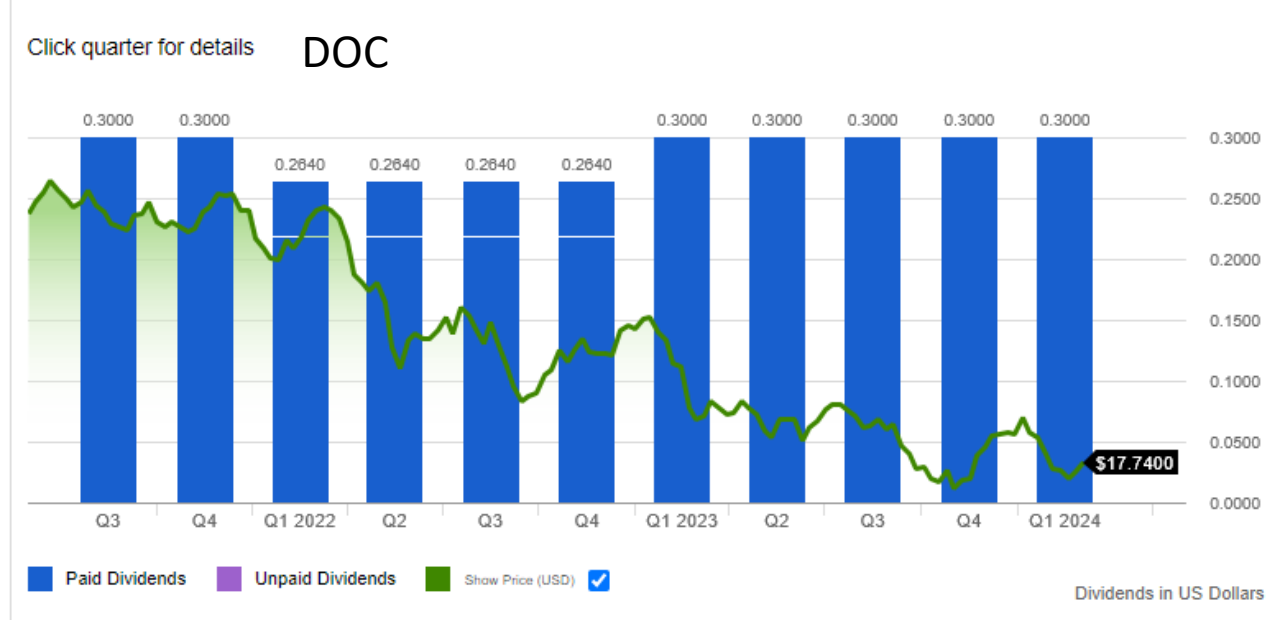
| Type | Amount (\$) | Dividend Yield (Annualized) | 1-Year Growth | 5-Year Growth | Payout Ratio (TTM) |
|---------------------------|-------------|-----------------------------|---------------|---------------|--------------------|
| Annualized Dividend (MRD) | 0.0400 | 0.25% | 0.00% | -40.33% | -4.30% |

Hotel/Motel REITs

Recent Recap

| Most Recently Announced Dividend | Frequency | Announcement Date | Ex-Dividend Date | Record Date | Pay Date | Dividend Type |
|----------------------------------|-----------|-------------------|------------------|-------------|------------|---------------|
| \$0.3000 | Quarterly | 01/31/2024 | 02/13/2024 | 02/14/2024 | 02/26/2024 | Regular |

Regular Dividends By Calendar Quarter of Ex-Dividend Date



Dividend Analytics

| Type | Amount (\$) | Dividend Yield (Annualized) | 1-Year Growth | 5-Year Growth | Payout Ratio (TTM) |
|---------------------------|-------------|-----------------------------|---------------|---------------|--------------------|
| Annualized Dividend (MRD) | 1.2000 | 6.76% | 0.00% | -4.11% | 214.29% |

Hospital REITs

Recent Recap

| Most Recently | | | | | | |
|--------------------|-----------|-------------------|------------------|-------------|------------|---------------|
| Announced Dividend | Frequency | Announcement Date | Ex-Dividend Date | Record Date | Pay Date | Dividend Type |
| \$0.6100 | Quarterly | 02/13/2024 | 02/22/2024 | 02/23/2024 | 03/07/2024 | Regular |

Regular Dividends By Calendar Quarter of Ex-Dividend Date



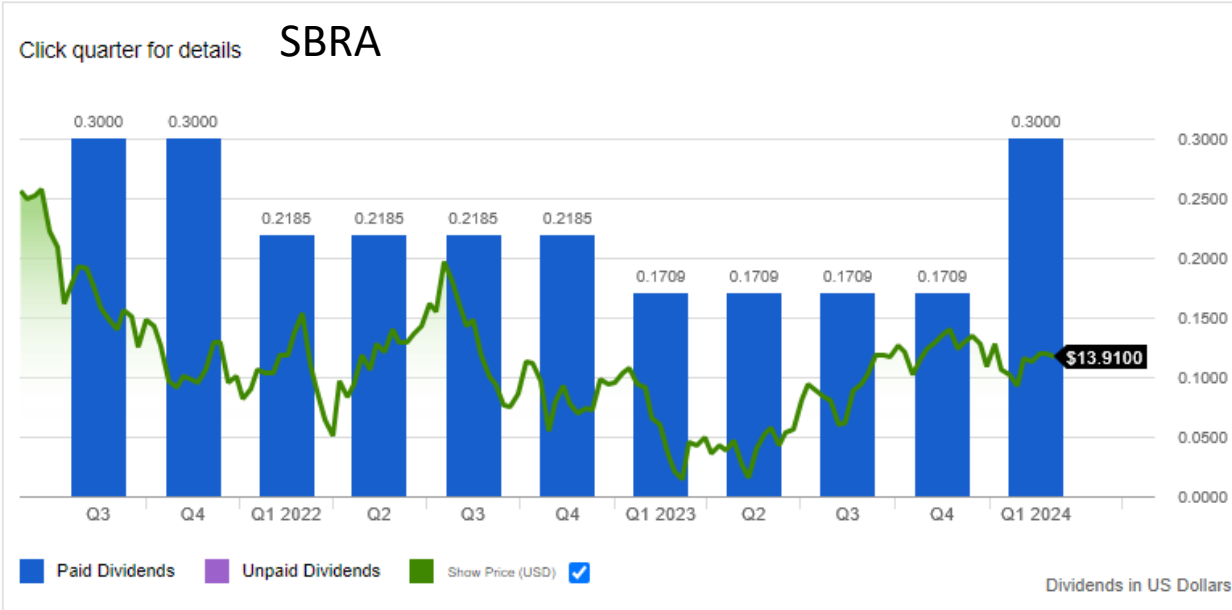
Dividend Analytics

| Type | Amount (\$) | Dividend Yield (Annualized) | 1-Year Growth | 5-Year Growth | Payout Ratio (TTM) |
|---------------------------|-------------|-----------------------------|---------------|---------------|--------------------|
| Annualized Dividend (MRD) | 2.4400 | 2.65% | 0.00% | -6.85% | 369.70% |

Recent Recap

| Most Recently | | | | | | |
|--------------------|-----------|-------------------|------------------|-------------|------------|---------------|
| Announced Dividend | Frequency | Announcement Date | Ex-Dividend Date | Record Date | Pay Date | Dividend Type |
| \$0.3000 | Quarterly | 02/01/2024 | 02/12/2024 | 02/13/2024 | 02/29/2024 | Regular |

Regular Dividends By Calendar Quarter of Ex-Dividend Date



Dividend Analytics

| Type | Amount (\$) | Dividend Yield (Annualized) | 1-Year Growth | 5-Year Growth | Payout Ratio (TTM) |
|---------------------------|-------------|-----------------------------|---------------|---------------|--------------------|
| Annualized Dividend (MRD) | 1.2000 | 8.63% | 0.00% | -7.79% | 2,000.00% |

Long Term Care REITs

Recent Recap

| Most Recently | | | | | | |
|--------------------|-----------|-------------------|------------------|-------------|------------|---------------|
| Announced Dividend | Frequency | Announcement Date | Ex-Dividend Date | Record Date | Pay Date | Dividend Type |
| \$2.4500 | Quarterly | 02/22/2024 | 03/27/2024 | 03/29/2024 | 04/12/2024 | Regular |

Regular Dividends By Calendar Quarter of Ex-Dividend Date



Dividend Analytics

| Type | Amount (\$) | Dividend Yield (Annualized) | 1-Year Growth | 5-Year Growth | Payout Ratio (TTM) |
|---------------------------|-------------|-----------------------------|---------------|---------------|--------------------|
| Annualized Dividend (MRD) | 9.8000 | 3.99% | 11.36% | 5.66% | 155.06% |

Residential Property REITs

Recent Recap

| Most Recently | | | | | | |
|--------------------|-----------|-------------------|------------------|-------------|------------|---------------|
| Announced Dividend | Frequency | Announcement Date | Ex-Dividend Date | Record Date | Pay Date | Dividend Type |
| \$0.9600 | Quarterly | 02/22/2024 | 03/15/2024 | 03/18/2024 | 03/29/2024 | Regular |

Regular Dividends By Calendar Quarter of Ex-Dividend Date



Dividend Analytics

| Type | Amount (\$) | Dividend Yield (Annualized) | 1-Year Growth | 5-Year Growth | Payout Ratio (TTM) |
|---------------------------|-------------|-----------------------------|---------------|---------------|--------------------|
| Annualized Dividend (MRD) | 3.8400 | 2.84% | 21.52% | 14.87% | 116.72% |

Industrial Property REIT

Recent Recap

| Most Recently | | | | | | |
|--------------------|-----------|-------------------|------------------|-------------|------------|---------------|
| Announced Dividend | Frequency | Announcement Date | Ex-Dividend Date | Record Date | Pay Date | Dividend Type |
| \$0.1233 | Monthly | 01/10/2024 | 03/27/2024 | 03/28/2024 | 04/15/2024 | Regular |

Regular Dividends By Calendar Quarter of Ex-Dividend Date



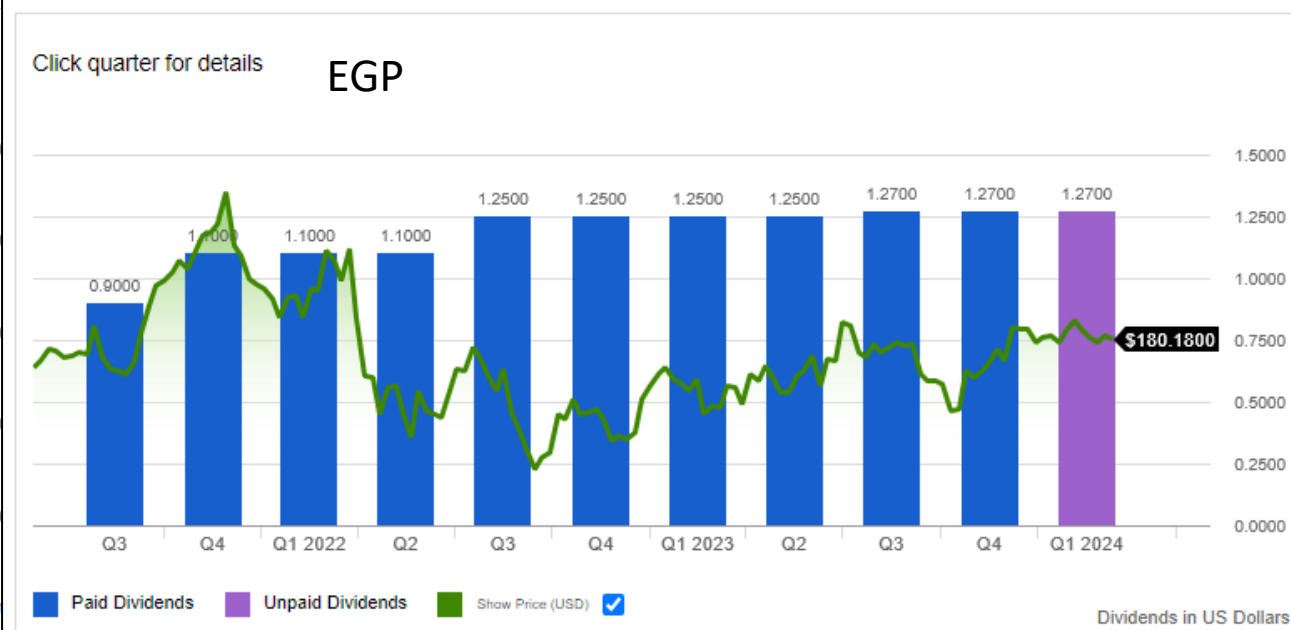
Dividend Analytics

| Type | Amount (\$) | Dividend Yield (Annualized) | 1-Year Growth | 5-Year Growth | Payout Ratio (TTM) |
|---------------------------|-------------|-----------------------------|---------------|---------------|--------------------|
| Annualized Dividend (MRD) | 1.4800 | 3.91% | 0.68% | 0.69% | 138.32% |

Recent Recap

| Most Recently | | | | | | |
|--------------------|-----------|-------------------|------------------|-------------|------------|---------------|
| Announced Dividend | Frequency | Announcement Date | Ex-Dividend Date | Record Date | Pay Date | Dividend Type |
| \$1.2700 | Quarterly | 03/08/2024 | 03/27/2024 | 03/28/2024 | 04/15/2024 | Regular |

Regular Dividends By Calendar Quarter of Ex-Dividend Date



Dividend Analytics

| Type | Amount (\$) | Dividend Yield (Annualized) | 1-Year Growth | 5-Year Growth | Payout Ratio (TTM) |
|---------------------------|-------------|-----------------------------|---------------|---------------|--------------------|
| Annualized Dividend (MRD) | 5.0800 | 2.80% | 1.60% | 12.02% | 114.93% |

Industrial Property REIT

Recent Recap

| Most Recently | | | | | | |
|--------------------|-----------|-------------------|------------------|-------------|------------|---------------|
| Announced Dividend | Frequency | Announcement Date | Ex-Dividend Date | Record Date | Pay Date | Dividend Type |
| \$1.9500 | Quarterly | 02/05/2024 | 03/07/2024 | 03/08/2024 | 03/29/2024 | Regular |

Regular Dividends By Calendar Quarter of Ex-Dividend Date

Click quarter for details **SPG**



Dividend Analytics

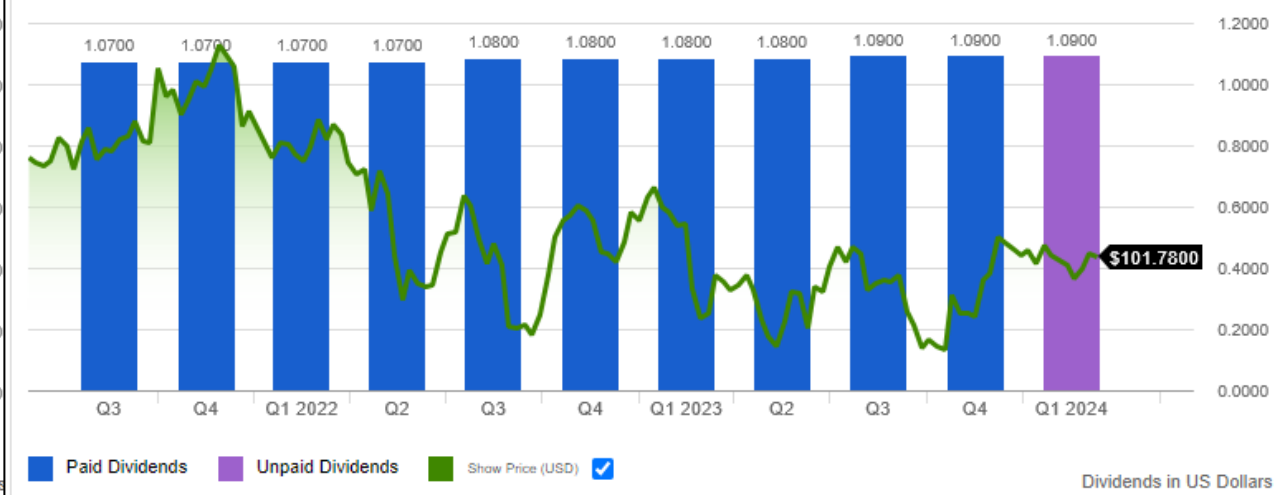
| Type | Amount (\$) | Dividend Yield (Annualized) | 1-Year Growth | 5-Year Growth | Payout Ratio (TTM) |
|---------------------------|-------------|-----------------------------|---------------|---------------|--------------------|
| Annualized Dividend (MRD) | 7.8000 | 5.17% | 8.33% | -1.00% | 111.75% |

Recent Recap

| Most Recently | | | | | | |
|--------------------|-----------|-------------------|------------------|-------------|------------|---------------|
| Announced Dividend | Frequency | Announcement Date | Ex-Dividend Date | Record Date | Pay Date | Dividend Type |
| \$1.0900 | Quarterly | 02/12/2024 | 03/12/2024 | 03/13/2024 | 04/15/2024 | Regular |

Regular Dividends By Calendar Quarter of Ex-Dividend Date

Click quarter for details **FRT**



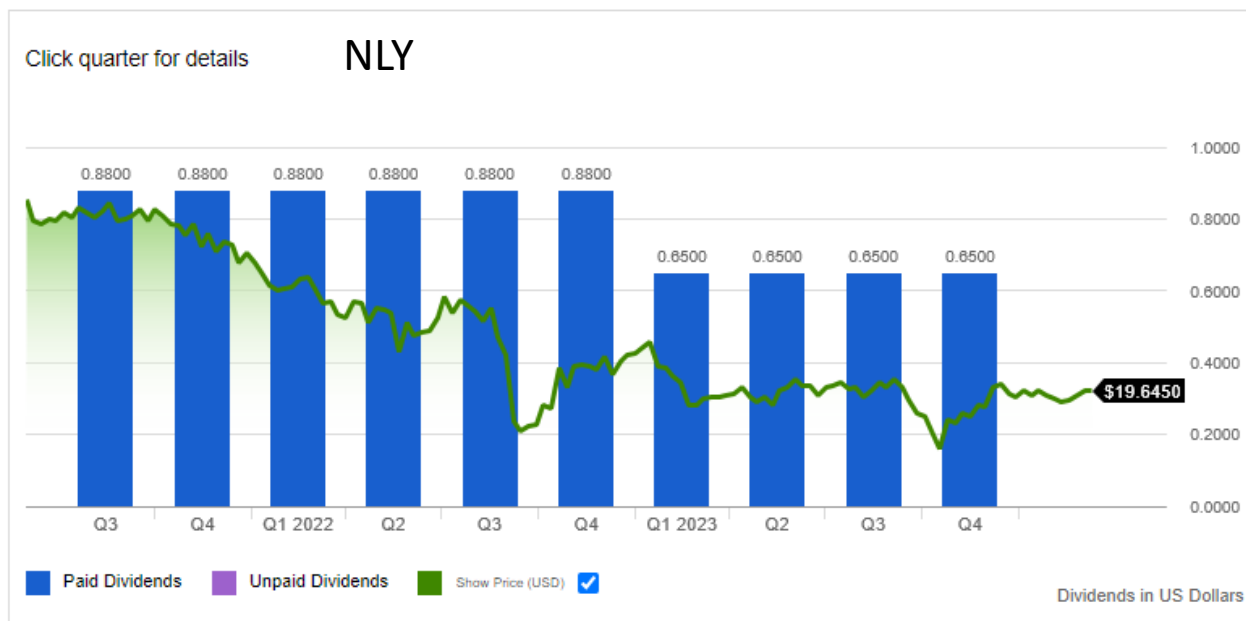
Dividend Analytics

| Type | Amount (\$) | Dividend Yield (Annualized) | 1-Year Growth | 5-Year Growth | Payout Ratio (TTM) |
|---------------------------|-------------|-----------------------------|---------------|---------------|--------------------|
| Annualized Dividend (MRD) | 4.3600 | 4.27% | 0.93% | 1.34% | 155.71% |

Retail Properties REIT

| Recent Recap | | | | | | |
|--------------------|-----------|-------------------|------------------|-------------|------------|---------------|
| Most Recently | | | | | | |
| Announced Dividend | Frequency | Announcement Date | Ex-Dividend Date | Record Date | Pay Date | Dividend Type |
| \$0.6500 | Quarterly | 12/07/2023 | 12/28/2023 | 12/29/2023 | 01/31/2024 | Regular |

Regular Dividends By Calendar Quarter of Ex-Dividend Date



Dividend Analytics

| Type | Amount (\$) | Dividend Yield (Annualized) | 1-Year Growth | 5-Year Growth | Payout Ratio (TTM) |
|---------------------------|-------------|-----------------------------|---------------|---------------|--------------------|
| Annualized Dividend (MRD) | 2.6000 | 13.24% | -26.14% | -11.54% | -72.02% |

| Recent Recap | | | | | | |
|--------------------|-----------|-------------------|------------------|-------------|------------|---------------|
| Most Recently | | | | | | |
| Announced Dividend | Frequency | Announcement Date | Ex-Dividend Date | Record Date | Pay Date | Dividend Type |
| \$0.1200 | Monthly | 02/08/2024 | 02/28/2024 | 02/29/2024 | 03/11/2024 | Regular |

Regular Dividends By Calendar Quarter of Ex-Dividend Date



Dividend Analytics

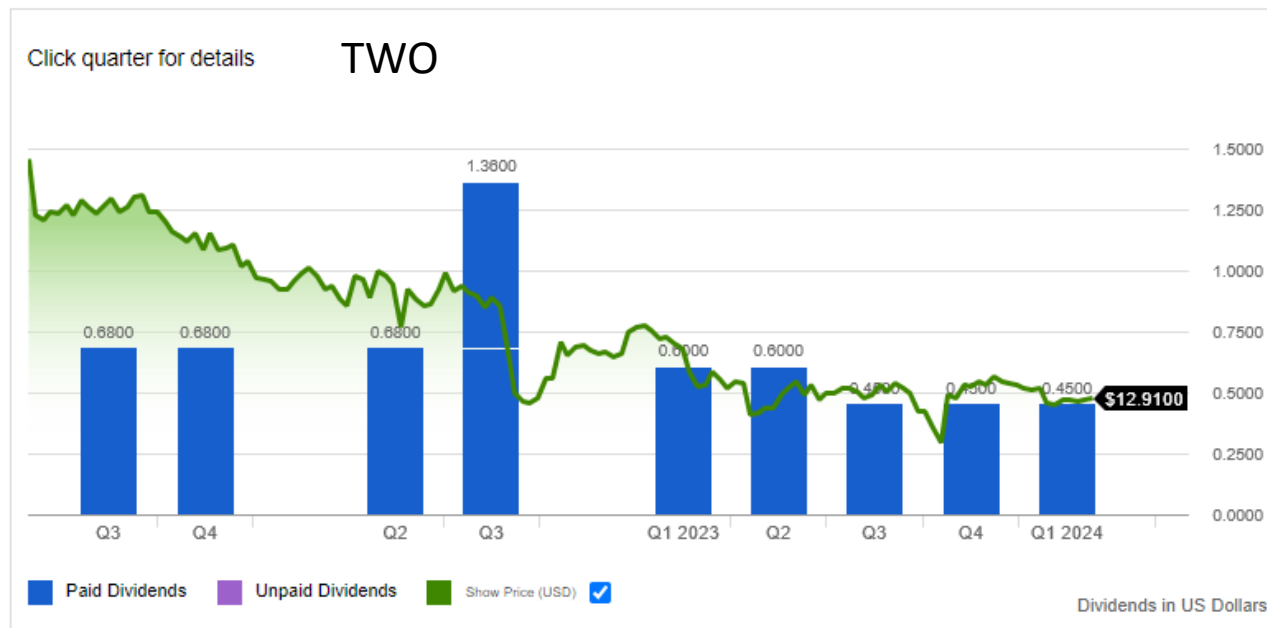
| Type | Amount (\$) | Dividend Yield (Annualized) | 1-Year Growth | 5-Year Growth | Payout Ratio (TTM) |
|---------------------------|-------------|-----------------------------|---------------|---------------|--------------------|
| Annualized Dividend (MRD) | 1.4400 | 14.80% | 0.00% | -7.79% | 2,880.00% |

Mortgage REITs

Recent Recap

| Most Recently | | | | | | |
|--------------------|-----------|-------------------|------------------|-------------|------------|---------------|
| Announced Dividend | Frequency | Announcement Date | Ex-Dividend Date | Record Date | Pay Date | Dividend Type |
| \$0.4500 | Quarterly | 12/19/2023 | 01/11/2024 | 01/12/2024 | 01/29/2024 | Regular |

Regular Dividends By Calendar Quarter of Ex-Dividend Date



Dividend Analytics

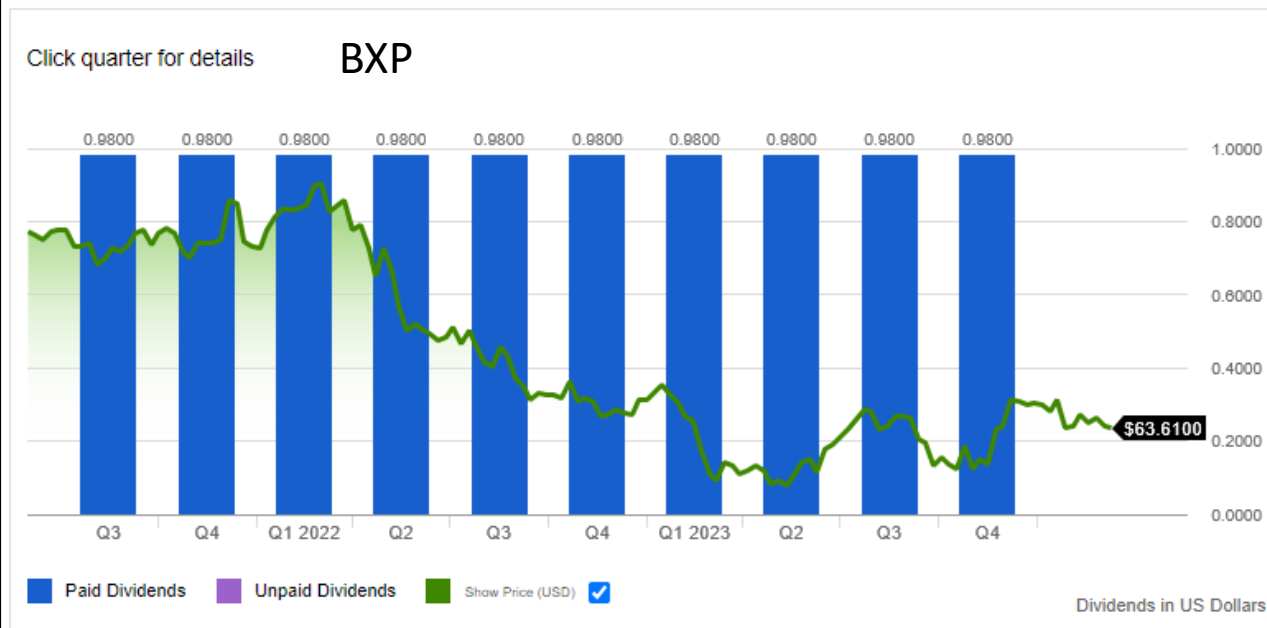
| Type | Amount (\$) | Dividend Yield (Annualized) | 1-Year Growth | 5-Year Growth | Payout Ratio (TTM) |
|---------------------------|-------------|-----------------------------|---------------|---------------|--------------------|
| Annualized Dividend (MRD) | 1.8000 | 14.05% | -25.00% | -24.87% | -112.50% |

Mortgage REITs

Recent Recap

| Most Recently | | | | | | |
|--------------------|-----------|-------------------|------------------|-------------|------------|---------------|
| Announced Dividend | Frequency | Announcement Date | Ex-Dividend Date | Record Date | Pay Date | Dividend Type |
| \$0.9800 | Quarterly | 12/18/2023 | 12/28/2023 | 12/29/2023 | 01/30/2024 | Regular |

Regular Dividends By Calendar Quarter of Ex-Dividend Date



Dividend Analytics

| Type | Amount (\$) | Dividend Yield (Annualized) | 1-Year Growth | 5-Year Growth | Payout Ratio (TTM) |
|---------------------------|-------------|-----------------------------|---------------|---------------|--------------------|
| Annualized Dividend (MRD) | 3.9200 | 6.13% | 0.00% | 0.62% | 323.97% |

Office REIT

Recent Recap

| Most Recently | | | | | | |
|--------------------|-----------|-------------------|------------------|-------------|------------|---------------|
| Announced Dividend | Frequency | Announcement Date | Ex-Dividend Date | Record Date | Pay Date | Dividend Type |
| \$0.2500 | Monthly | 02/16/2024 | 02/28/2024 | 02/29/2024 | 03/15/2024 | Regular |

Regular Dividends By Calendar Quarter of Ex-Dividend Date



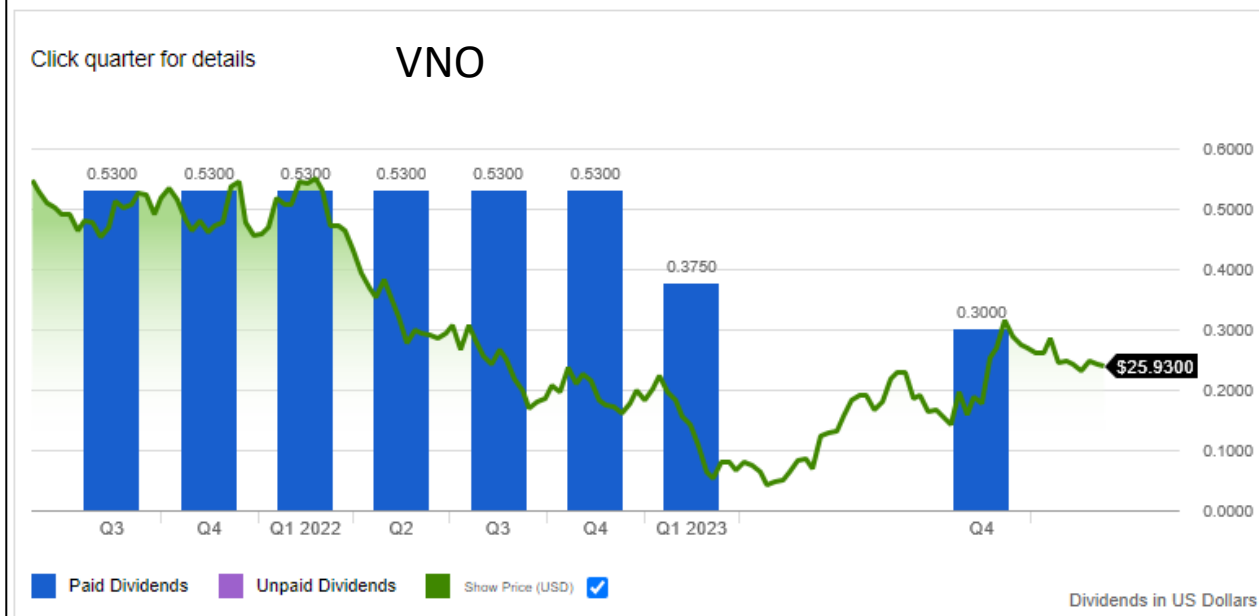
Dividend Analytics

| Type | Amount (\$) | Dividend Yield (Annualized) | 1-Year Growth | 5-Year Growth | Payout Ratio (TTM) |
|---------------------------|-------------|-----------------------------|---------------|---------------|--------------------|
| Annualized Dividend (MRD) | 3.0000 | 5.80% | -7.68% | -3.03% | -32.89% |

Recent Recap

| Most Recently | | | | | | |
|--------------------|-----------|-------------------|------------------|-------------|------------|---------------|
| Announced Dividend | Frequency | Announcement Date | Ex-Dividend Date | Record Date | Pay Date | Dividend Type |
| \$0.3000 | Quarterly | 12/05/2023 | 12/14/2023 | 12/15/2023 | 12/27/2023 | Regular |

Regular Dividends By Calendar Quarter of Ex-Dividend Date



Dividend Analytics

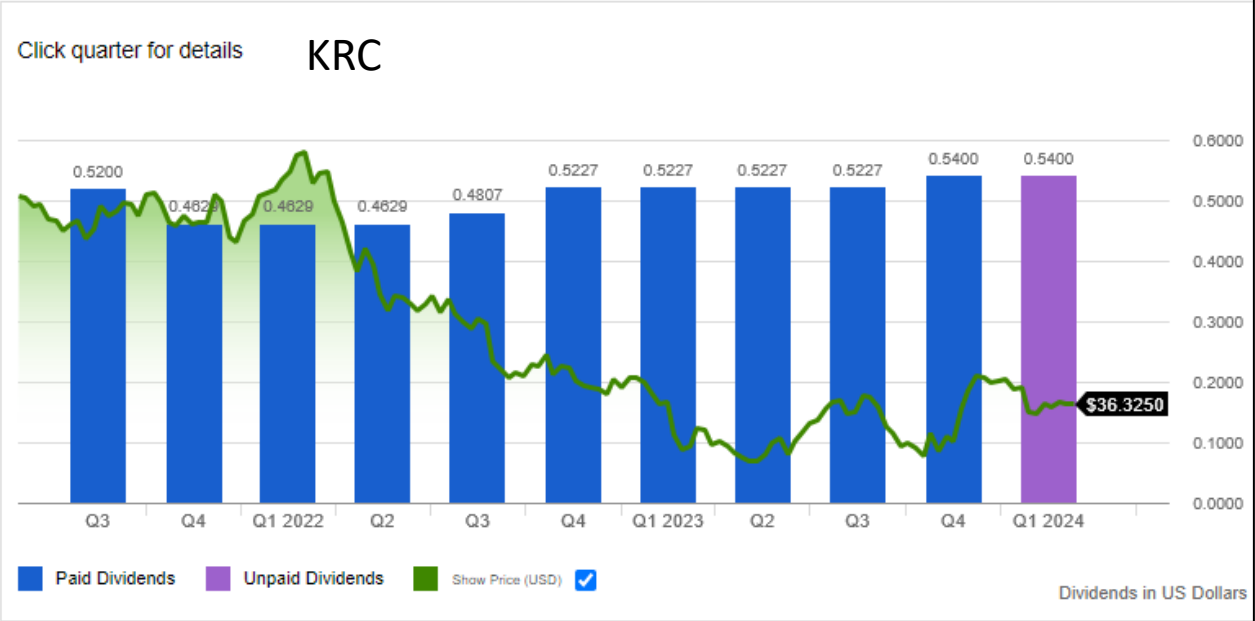
| Type | Amount (\$) | Dividend Yield (Annualized) | 1-Year Growth | 5-Year Growth | Payout Ratio (TTM) |
|---------------------------|-------------|-----------------------------|---------------|---------------|--------------------|
| Annualized Dividend (MRD) | 1.2000 | 4.58% | -20.00% | -14.59% | 521.74% |

Office REITs

Recent Recap

| Most Recently | | | | | | |
|--------------------|-----------|-------------------|------------------|-------------|------------|---------------|
| Announced Dividend | Frequency | Announcement Date | Ex-Dividend Date | Record Date | Pay Date | Dividend Type |
| \$0.5400 | Quarterly | 02/27/2024 | 03/27/2024 | 03/29/2024 | 04/10/2024 | Regular |

Regular Dividends By Calendar Quarter of Ex-Dividend Date



Dividend Analytics

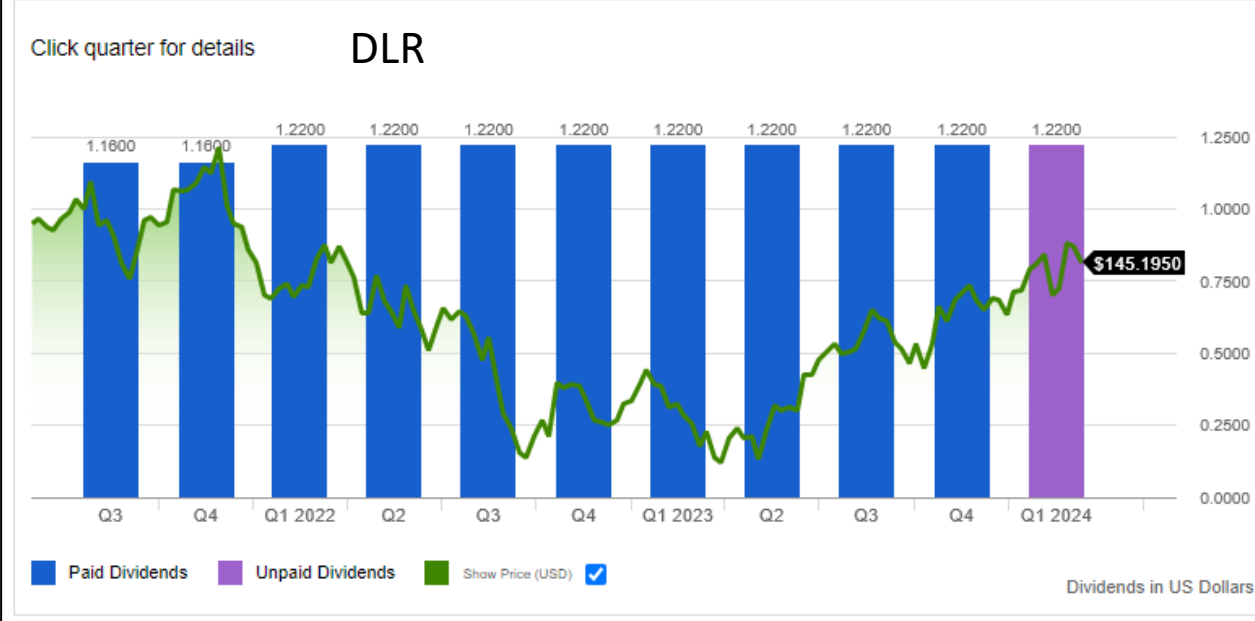
| Type | Amount (\$) | Dividend Yield (Annualized) | 1-Year Growth | 5-Year Growth | Payout Ratio (TTM) |
|---------------------------|-------------|-----------------------------|---------------|---------------|--------------------|
| Annualized Dividend (MRD) | 2.1600 | 5.95% | 0.00% | 3.48% | 120.00% |

Office REITs

Recent Recap

| Most Recently | | | | | | |
|--------------------|-----------|-------------------|------------------|-------------|------------|---------------|
| Announced Dividend | Frequency | Announcement Date | Ex-Dividend Date | Record Date | Pay Date | Dividend Type |
| \$1.2200 | Quarterly | 02/28/2024 | 03/14/2024 | 03/15/2024 | 03/28/2024 | Regular |

Regular Dividends By Calendar Quarter of Ex-Dividend Date



Dividend Analytics

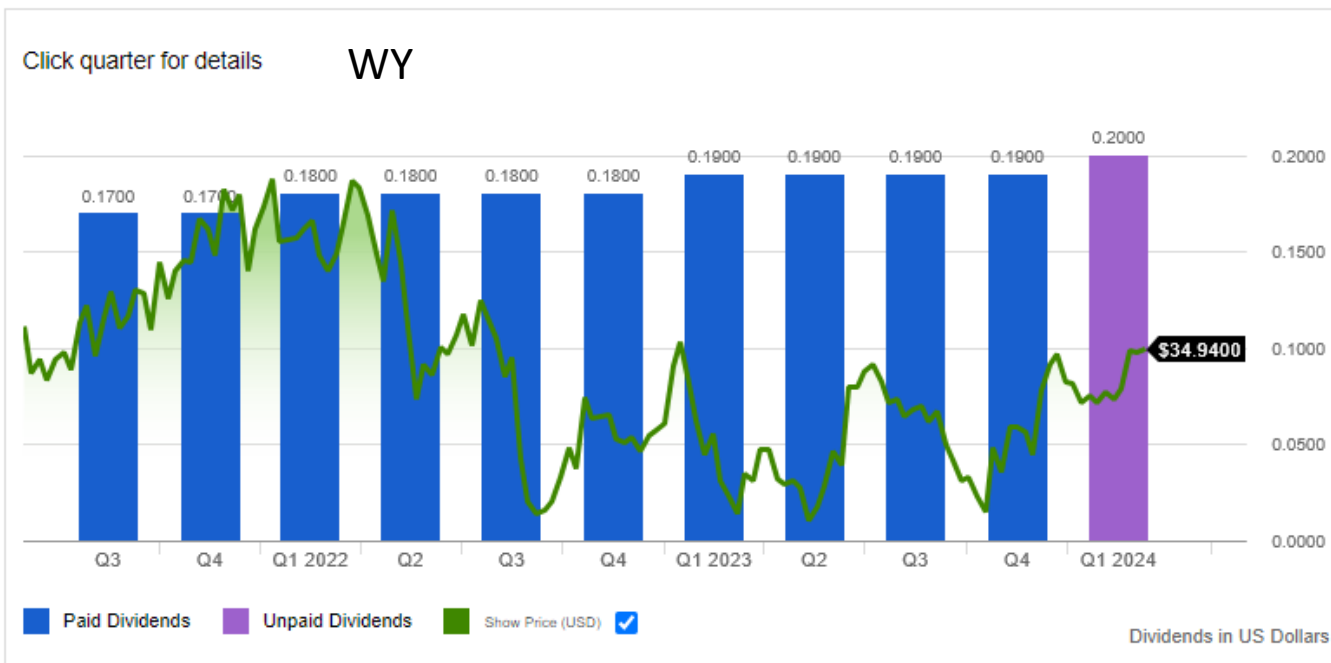
| Type | Amount (\$) | Dividend Yield (Annualized) | 1-Year Growth | 5-Year Growth | Payout Ratio (TTM) |
|---------------------------|-------------|-----------------------------|---------------|---------------|--------------------|
| Annualized Dividend (MRD) | 4.8800 | 3.26% | 0.00% | 3.85% | 162.67% |

Infrastructure REIT

Recent Recap

Suspended: Regular dividends for WY are suspended as of 05/01/2020.

Regular Dividends By Calendar Quarter of Ex-Dividend Date



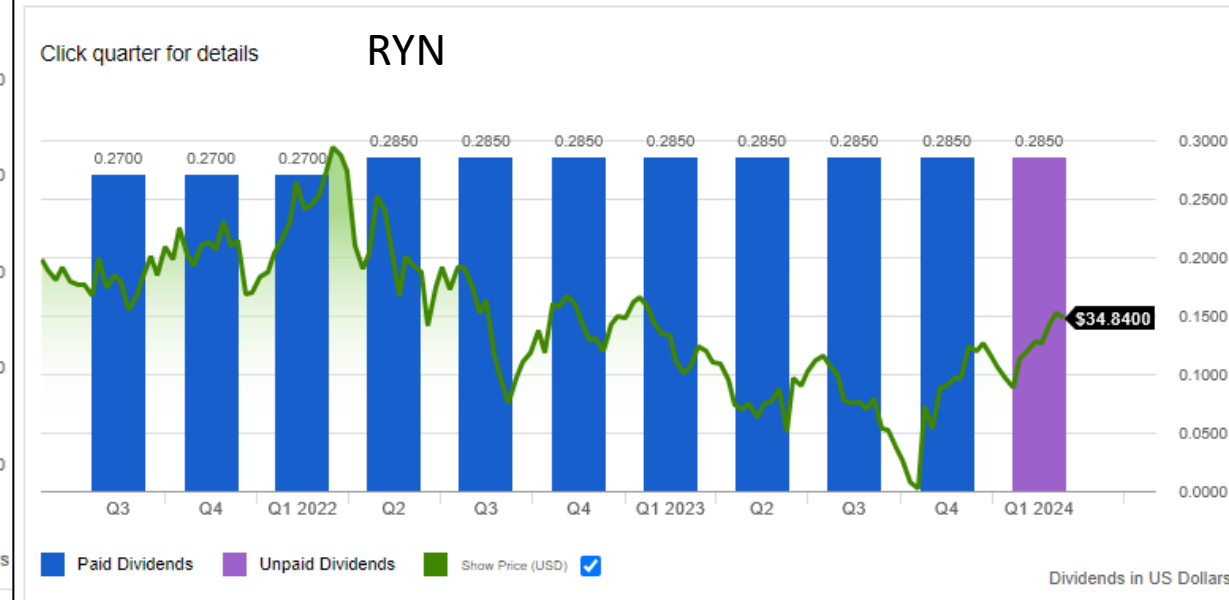
Dividend Analytics

| Type | Amount (\$) | Dividend Yield (Annualized) | 1-Year Growth | 5-Year Growth | Payout Ratio (TTM) |
|---------------------------|-------------|-----------------------------|---------------|---------------|--------------------|
| Annualized Dividend (MRD) | 0.8000 | 2.30% | 5.26% | -10.07% | 69.57% |

Recent Recap

| Most Recently Announced Dividend | Frequency | Announcement Date | Ex-Dividend Date | Record Date | Pay Date | Dividend Type |
|----------------------------------|-----------|-------------------|------------------|-------------|------------|---------------|
| \$0.2850 | Quarterly | 02/15/2024 | 03/13/2024 | 03/14/2024 | 03/28/2024 | Regular |

Regular Dividends By Calendar Quarter of Ex-Dividend Date



Dividend Analytics

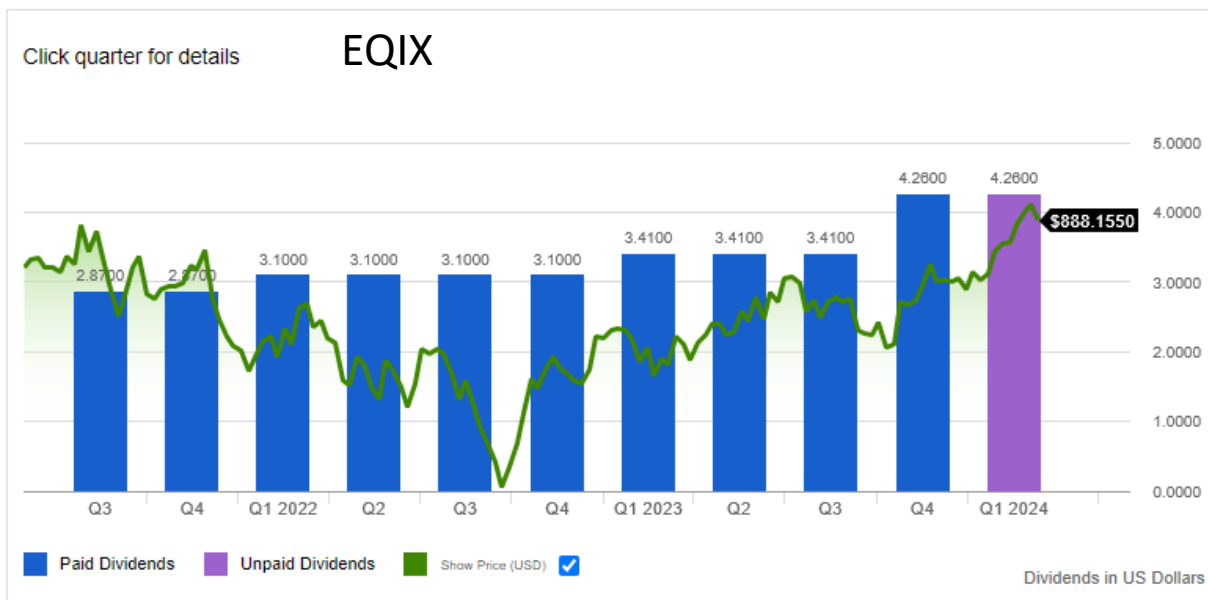
| Type | Amount (\$) | Dividend Yield (Annualized) | 1-Year Growth | 5-Year Growth | Payout Ratio (TTM) |
|---------------------------|-------------|-----------------------------|---------------|---------------|--------------------|
| Annualized Dividend (MRD) | 1.1400 | 3.25% | 0.00% | 1.09% | 97.44% |

Timberland REITs

Recent Recap

| Most Recently Announced Dividend | Frequency | Announcement Date | Ex-Dividend Date | Record Date | Pay Date | Dividend Type |
|----------------------------------|-----------|-------------------|------------------|-------------|------------|---------------|
| \$4.2600 | Quarterly | 02/14/2024 | 02/27/2024 | 02/28/2024 | 03/20/2024 | Regular |

Regular Dividends By Calendar Quarter of Ex-Dividend Date



Dividend Analytics

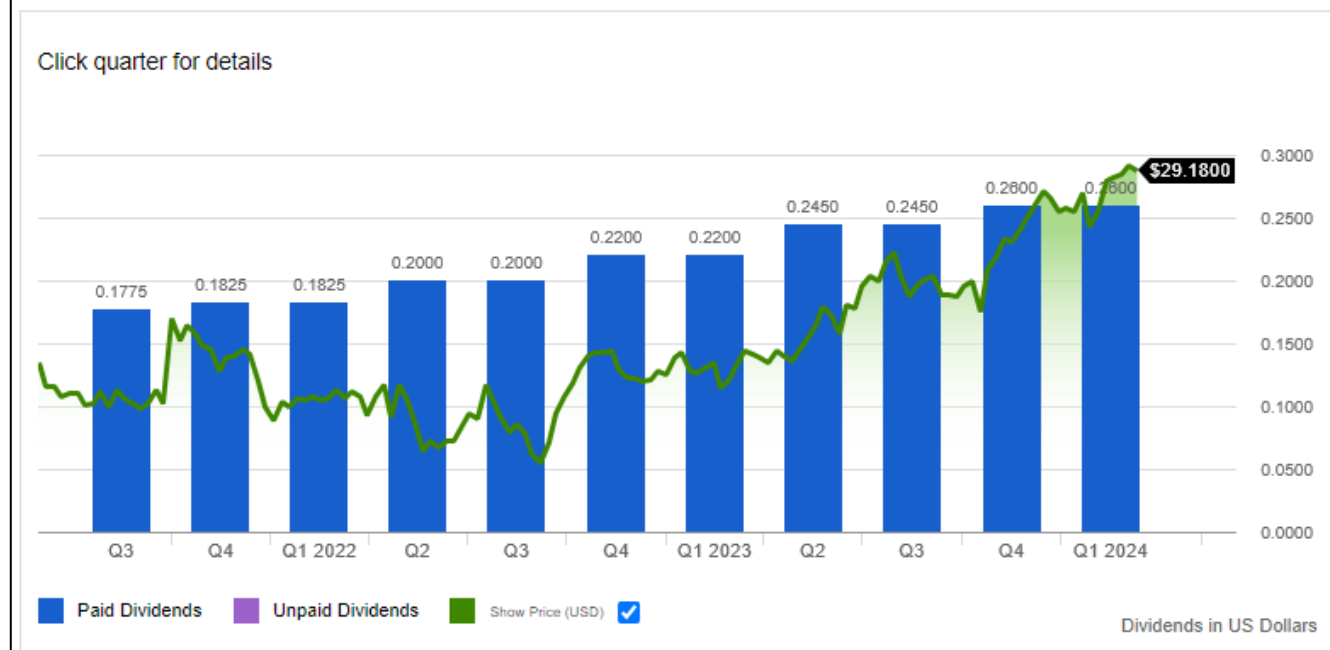
| Type | Amount (\$) | Dividend Yield (Annualized) | 1-Year Growth | 5-Year Growth | Payout Ratio (TTM) |
|---------------------------|-------------|-----------------------------|---------------|---------------|--------------------|
| Annualized Dividend (MRD) | 17.0400 | 1.87% | 24.93% | 11.61% | 165.28% |

Data Center REIT

Recent Recap

Suspended: Regular dividends for SKT are suspended as of 05/11/2020.

Regular Dividends By Calendar Quarter of Ex-Dividend Date



Dividend Analytics

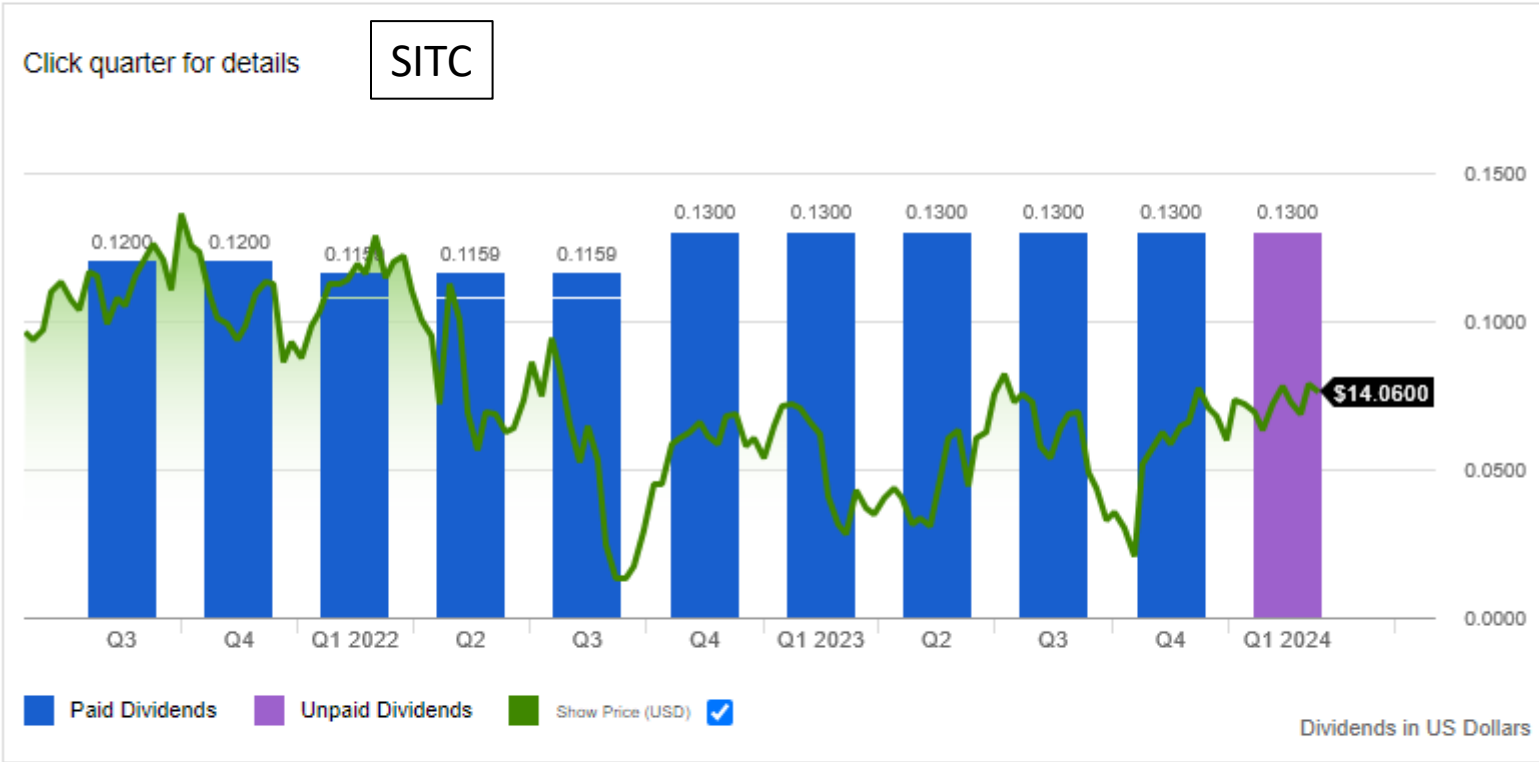
| Type | Amount (\$) | Dividend Yield (Annualized) | 1-Year Growth | 5-Year Growth | Payout Ratio (TTM) |
|---------------------------|-------------|-----------------------------|---------------|---------------|--------------------|
| Annualized Dividend (MRD) | 1.0400 | 3.54% | 18.18% | -5.77% | 113.04% |

Specialty Retail REIT

Recent Recap

| Most Recently | | | | | | |
|--------------------|-----------|-------------------|------------------|-------------|------------|---------------|
| Announced Dividend | Frequency | Announcement Date | Ex-Dividend Date | Record Date | Pay Date | Dividend Type |
| \$0.1300 | Quarterly | 02/13/2024 | 03/13/2024 | 03/14/2024 | 04/05/2024 | Regular |

Regular Dividends By Calendar Quarter of Ex-Dividend Date



Dividend Analytics

| Type | Amount (\$) | Dividend Yield (Annualized) | 1-Year Growth | 5-Year Growth | Payout Ratio (TTM) |
|---------------------------|-------------|-----------------------------|---------------|---------------|--------------------|
| Annualized Dividend (MRD) | 0.5200 | 3.66% | 0.00% | -8.25% | 42.98% |

Specialty Retail REIT